

Transportation and Warehousing in Spokane County, WA



SPOKANE
**WORKFORCE
COUNCIL**

Washington

Contents

What is Lightcast Data?	1
Report Parameters	2
Workforce Map	3
Executive Summary	4
Supply (Jobs)	5
Demographic Details	7
Demand	9
What skills are they posting for?	19

What is Lightcast Data?

Lightcast data is a hybrid dataset derived from official government sources such as the US Census Bureau, Bureau of Economic Analysis, and Bureau of Labor Statistics. Leveraging the unique strengths of each source, our data modeling team creates an authoritative dataset that captures more than 99% of all workers in the United States. This core offering is then enriched with data from online social profiles, resumés, and job postings to give you a complete view of the workforce.

Lightcast data is frequently cited in major publications such as *The Atlantic*, *Forbes*, *Harvard Business Review*, *The New York Times*, *The Wall Street Journal*, and *USA Today*.



Report Parameters

1 Industry

48 Transportation and Warehousing

1 County

53063 Spokane County, WA

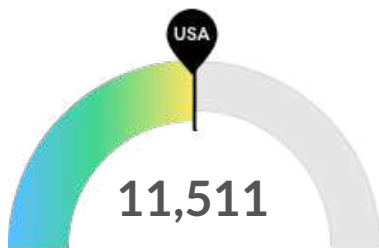
Class of Worker

QCEW Employees and Self-Employed

The information in this report pertains to the chosen industry and geographical area.

Executive Summary

Light Hiring Competition Over an Average Supply of Regional Talent



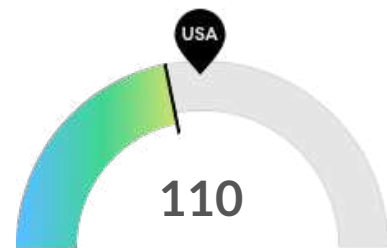
Supply (Jobs)

Spokane County, WA is about average for this kind of talent. The national average for an area this size is 11,491* employees, while there are 11,511 here.



Earnings Per Job

Earnings per job are below the national average. Earnings per jobs is the total industry earnings divided by the number of jobs in the industry.



Demand (Job Postings)

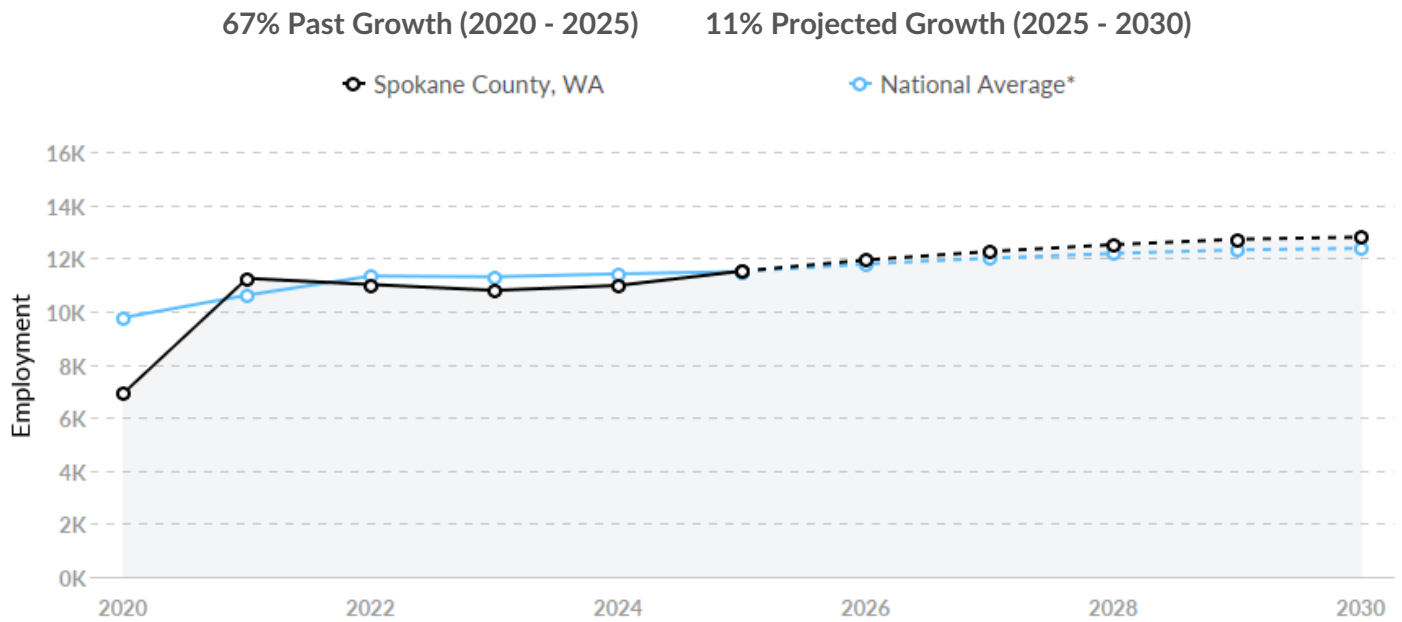
Competition from online job postings is low in Spokane County, WA. The national average for an area this size is 133* job postings/mo, while there are 110 here.

*National average values are derived by taking the national value for Transportation and Warehousing and scaling it down to account for the difference in overall workforce size between the nation and Spokane County, WA. In other words, the values represent the national average adjusted for region size.

Supply (Jobs)

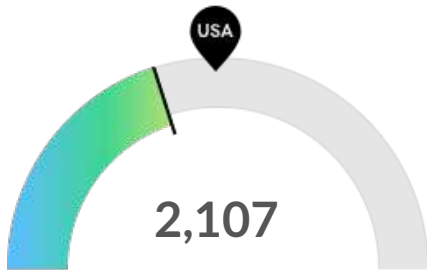
Supply Is About Equal to the National Average

The regional vs. national average employment helps you understand if the supply of Transportation and Warehousing is a strength or weakness for Spokane County, WA, and how it is changing relative to the nation. An average area of this size would have 11,491* employees, while there are 11,511 here. The gap between expected and actual employment is expected to increase over the next 5 years.



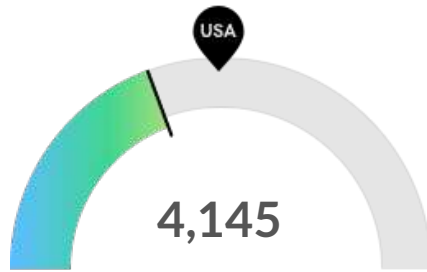
*National average values are derived by taking the national value for Transportation and Warehousing and scaling it down to account for the difference in overall workforce size between the nation and Spokane County, WA. In other words, the values represent the national average adjusted for region size.

Retirement Risk Is Low, While Overall Diversity Is Low



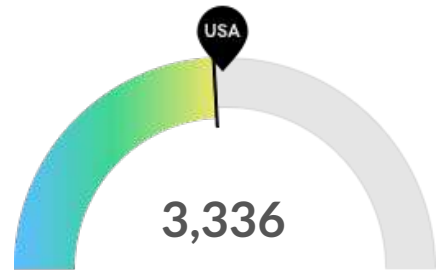
Retiring Soon

Retirement risk is low in Spokane County, WA. The national average for an area this size is 2,844* employees 55 or older, while there are 2,107 here.



Racial Diversity

Racial diversity is low in Spokane County, WA. The national average for an area this size is 5,874* racially diverse employees, while there are 4,145 here.



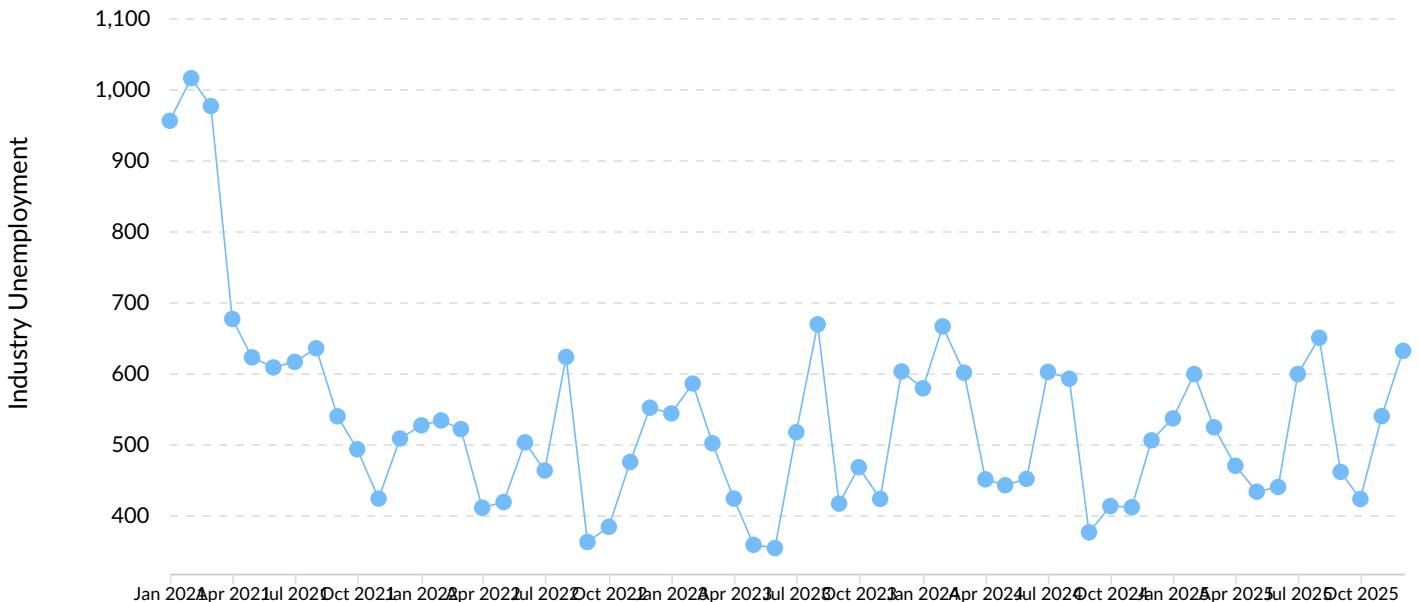
Gender Diversity

Gender diversity is about average in Spokane County, WA. The national average for an area this size is 3,503* female employees, while there are 3,336 here.

*National average values are derived by taking the national value for Transportation and Warehousing and scaling it down to account for the difference in overall workforce size between the nation and Spokane County, WA. In other words, the values represent the national average adjusted for region size.

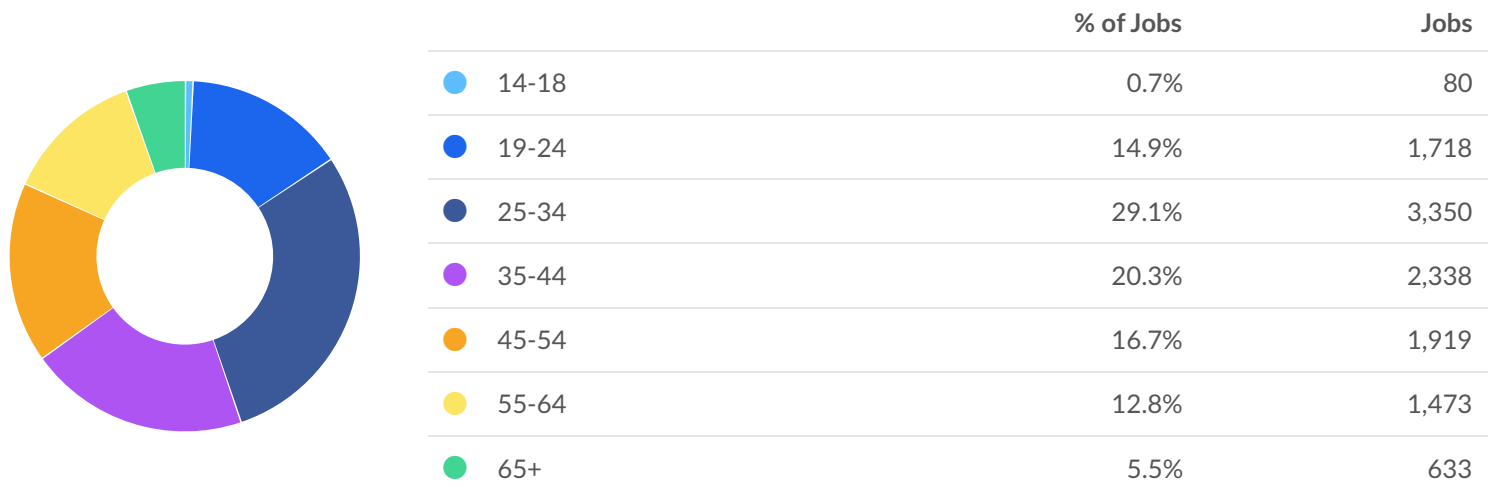
Unemployment Rate Trends

Unemployment shown at the 2-digit sector level.

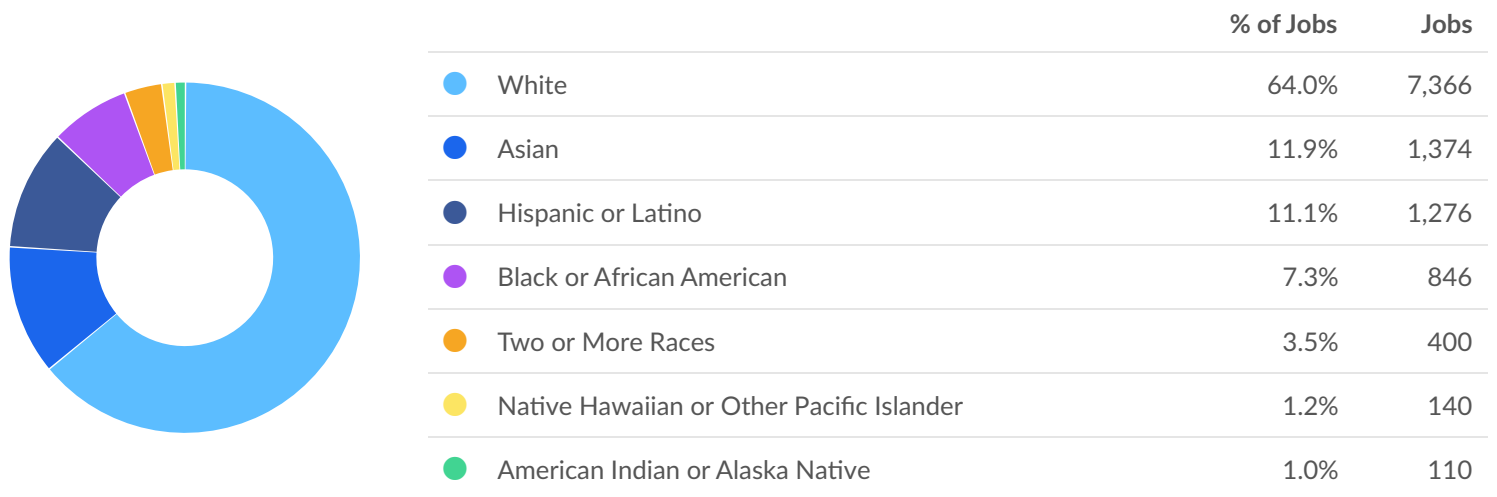


Demographic Details

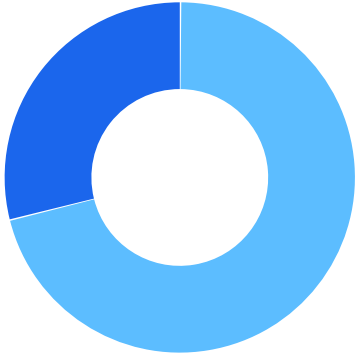
Industry Age Breakdown



Industry Race/Ethnicity Breakdown

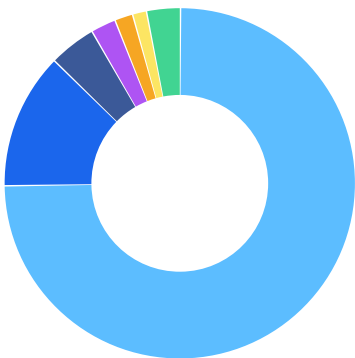


Industry Gender Breakdown



	% of Jobs	Jobs
● Males	71.0%	8,175
● Females	29.0%	3,336

Most Jobs are Found in the Transportation and Material Moving Occupations Industry Sector



Occupation	% of Industry in Occupation (2025)
● Transportation and Material Moving Occupations	74.7%
● Office and Administrative Support Occupations	12.5%
● Installation, Maintenance, and Repair Occupations	4.3%
● Management Occupations	2.3%
● Business and Financial Operations Occupations	1.7%
● Production Occupations	1.3%
● Other	3.1%

Demand



225 Companies Posting

All employers in the region who posted for this job over the last 12 months.



1,321 Unique Job Postings

The number of unique postings for this job over the last 12 months.



22 Day Median Duration

Posting duration is 1 day longer than what's typical in the region.

Top Companies	Unique Postings
System Transport	89
FedEx	61
United States Postal Service	48
Spokane International Airport	42
UPS	31

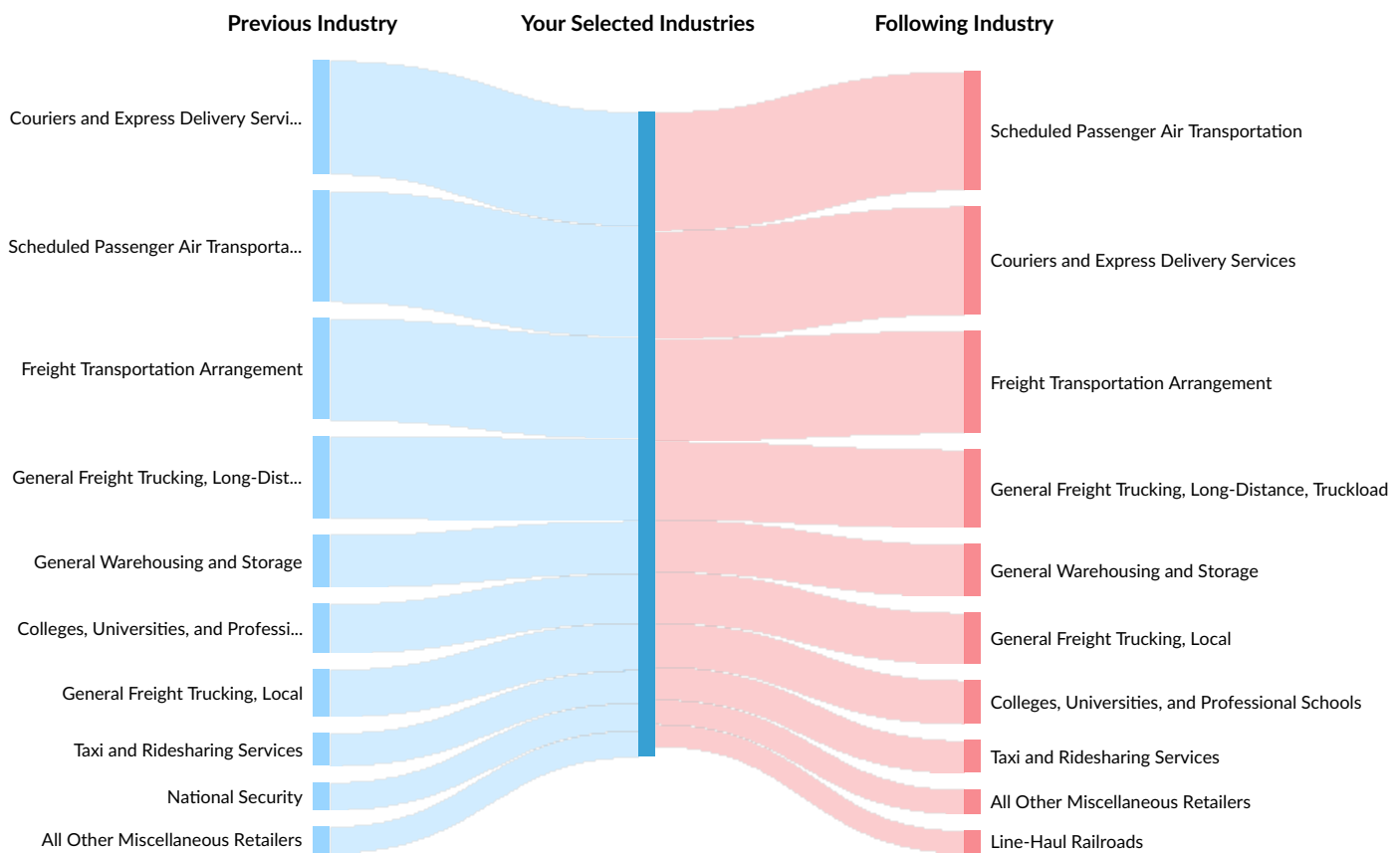
Top Job Titles	Unique Postings
CDL-A Truck Drivers	104
CDL-A Flatbed Truck Drivers	34
Delivery Drivers	28
City Carrier Assistants	26
Truck Drivers	26

Industry Gain and Drain

The table below analyzes the profiles of current and past people in your selected industries. The left column shows job transitions from other industries to your selected industries. The right column shows job transitions from your selected industries to other industries.

Please note, results are only available at the national level and the 6-digit NAICS level. Also your selection has been limited to 100 industries.

The following represents the job transitions of employees in your selected industries in the United States:



Previous Industries	Transitions
Couriers and Express Delivery Services	88,327
Scheduled Passenger Air Transportation	86,472
Freight Transportation Arrangement	78,866
General Freight Trucking, Long-Distance, Truckload	64,114

Previous Industries	Transitions
General Warehousing and Storage	40,907
Colleges, Universities, and Professional Schools	38,409
General Freight Trucking, Local	36,663
Taxi and Ridesharing Services	25,496
National Security	21,527
All Other Miscellaneous Retailers	20,426
Limited-Service Restaurants	20,080
Full-Service Restaurants	17,600
Other Support Activities for Air Transportation	17,422
Local Messengers and Local Delivery	17,389
Postal Service	17,103
Line-Haul Railroads	17,007
Other Airport Operations	13,183
Commercial Banking	12,394
Elementary and Secondary Schools	12,185
Custom Computer Programming Services	11,842
Supermarkets and Other Grocery (except Convenience) Stores	11,587
Department Stores	11,385
Clothing and Clothing Accessories Retailers	11,213
Specialized Freight (except Used Goods) Trucking, Long-Distance	10,615
Scheduled Freight Air Transportation	10,381
All Other Professional, Scientific, and Technical Services	9,827
Software Publishers	9,728
Employment Placement Agencies	9,637
Warehouse Clubs and Supercenters	8,955

Previous Industries	Transitions
Engineering Services	8,657
Administrative Management and General Management Consulting Services	8,505
Hotels (except Casino Hotels) and Motels	8,390
General Medical and Surgical Hospitals	8,216
Refrigerated Warehousing and Storage	7,975
Insurance Agencies and Brokerages	7,837
Computer Systems Design Services	7,712
Used Household and Office Goods Moving	7,614
Other Warehousing and Storage	7,535
General Freight Trucking, Long-Distance, Less Than Truckload	6,987
Other Urban Transit Systems	6,797
Nonscheduled Chartered Passenger Air Transportation	6,702
All Other Transit and Ground Passenger Transportation	6,620
Marine Cargo Handling	6,406
Offices of Real Estate Agents and Brokers	6,289
Deep Sea Passenger Transportation	6,246
Computing Infrastructure Providers, Data Processing, Web Hosting, and Related Services	6,065
Other Support Activities for Road Transportation	6,048
Wireless Telecommunications Carriers (except Satellite)	6,002
Offices of Physicians (except Mental Health Specialists)	5,954
Pipeline Transportation of Natural Gas	5,940
All Other Support Activities for Transportation	5,797
Other Computer Related Services	5,785
School and Employee Bus Transportation	5,579
Mixed Mode Transit Systems	5,499

Previous Industries	Transitions
Specialized Freight (except Used Goods) Trucking, Local	5,362
Other General Government Support	5,333
Temporary Help Services	5,317
Other Nonscheduled Air Transportation	5,218
Port and Harbor Operations	5,106
Web Search Portals and All Other Information Services	4,818
Offices of Lawyers	4,692
Automobile and Light Duty Motor Vehicle Manufacturing	4,657
Offices of Certified Public Accountants	4,655
Security Guards and Patrol Services	4,561
Hardware Retailers	4,491
Special Needs Transportation	4,488
Process, Physical Distribution, and Logistics Consulting Services	4,445
Plumbing, Heating, and Air-Conditioning Contractors	4,294
Commuter Rail Systems	4,250
Electronics and Appliance Retailers	4,232
Pharmacies and Drug Retailers	4,079
Bus and Other Motor Vehicle Transit Systems	4,029
Other Management Consulting Services	3,973
Commercial and Institutional Building Construction	3,931
Marketing Consulting Services	3,839
All Other Personal Services	3,710
Nonscheduled Chartered Freight Air Transportation	3,694
Flight Training	3,674
Junior Colleges	3,647

Previous Industries	Transitions
Fitness and Recreational Sports Centers	3,596
Portfolio Management and Investment Advice	3,567
Support Activities for Rail Transportation	3,543
Direct Health and Medical Insurance Carriers	3,501
Scenic and Sightseeing Transportation, Water	3,479
Charter Bus Industry	3,412
Aircraft Manufacturing	3,344
Electrical Contractors and Other Wiring Installation Contractors	3,326
Motor Vehicle Towing	3,224
Home Centers	3,130
Gasoline Stations with Convenience Stores	2,958
Office Administrative Services	2,938
Sporting Goods Retailers	2,924
Offices of Other Holding Companies	2,907
Wholesale Trade Agents and Brokers	2,865
Other Miscellaneous Durable Goods Merchant Wholesalers	2,829
All Other Pipeline Transportation	2,828
Search, Detection, Navigation, Guidance, Aeronautical, and Nautical System and Instrument Manufacturing	2,814
Automotive Parts and Accessories Retailers	2,814
Soft Drink Manufacturing	2,792
Home Health Care Services	2,754
Following Industries	Transitions
Scheduled Passenger Air Transportation	92,292
Couriers and Express Delivery Services	84,044

Following Industries	Transitions
Freight Transportation Arrangement	79,535
General Freight Trucking, Long-Distance, Truckload	60,858
General Warehousing and Storage	40,624
General Freight Trucking, Local	39,814
Colleges, Universities, and Professional Schools	33,938
Taxi and Ridesharing Services	25,480
All Other Miscellaneous Retailers	19,066
Line-Haul Railroads	17,313
Postal Service	17,021
Local Messengers and Local Delivery	16,911
Other Support Activities for Air Transportation	16,388
Elementary and Secondary Schools	13,206
Commercial Banking	13,145
Full-Service Restaurants	12,507
Custom Computer Programming Services	12,166
Other Airport Operations	11,999
General Medical and Surgical Hospitals	11,365
Engineering Services	11,332
Software Publishers	11,058
Specialized Freight (except Used Goods) Trucking, Long-Distance	10,841
All Other Professional, Scientific, and Technical Services	10,723
Limited-Service Restaurants	10,670
Employment Placement Agencies	9,643
Administrative Management and General Management Consulting Services	9,473
Insurance Agencies and Brokerages	9,406

Following Industries	Transitions
National Security	9,089
Supermarkets and Other Grocery (except Convenience) Stores	8,135
Refrigerated Warehousing and Storage	8,050
Clothing and Clothing Accessories Retailers	7,875
Offices of Real Estate Agents and Brokers	7,771
Computer Systems Design Services	7,723
Scheduled Freight Air Transportation	7,648
Used Household and Office Goods Moving	7,491
Other Warehousing and Storage	7,382
Warehouse Clubs and Supercenters	7,364
Marine Cargo Handling	7,281
General Freight Trucking, Long-Distance, Less Than Truckload	7,271
Computing Infrastructure Providers, Data Processing, Web Hosting, and Related Services	7,090
Offices of Physicians (except Mental Health Specialists)	7,079
Hotels (except Casino Hotels) and Motels	7,061
Department Stores	7,041
Nonscheduled Chartered Passenger Air Transportation	6,651
All Other Transit and Ground Passenger Transportation	6,562
Other Urban Transit Systems	6,495
All Other Support Activities for Transportation	6,451
Deep Sea Passenger Transportation	6,323
Other Computer Related Services	6,317
Other Support Activities for Road Transportation	6,305
Pipeline Transportation of Natural Gas	6,168
Specialized Freight (except Used Goods) Trucking, Local	5,663

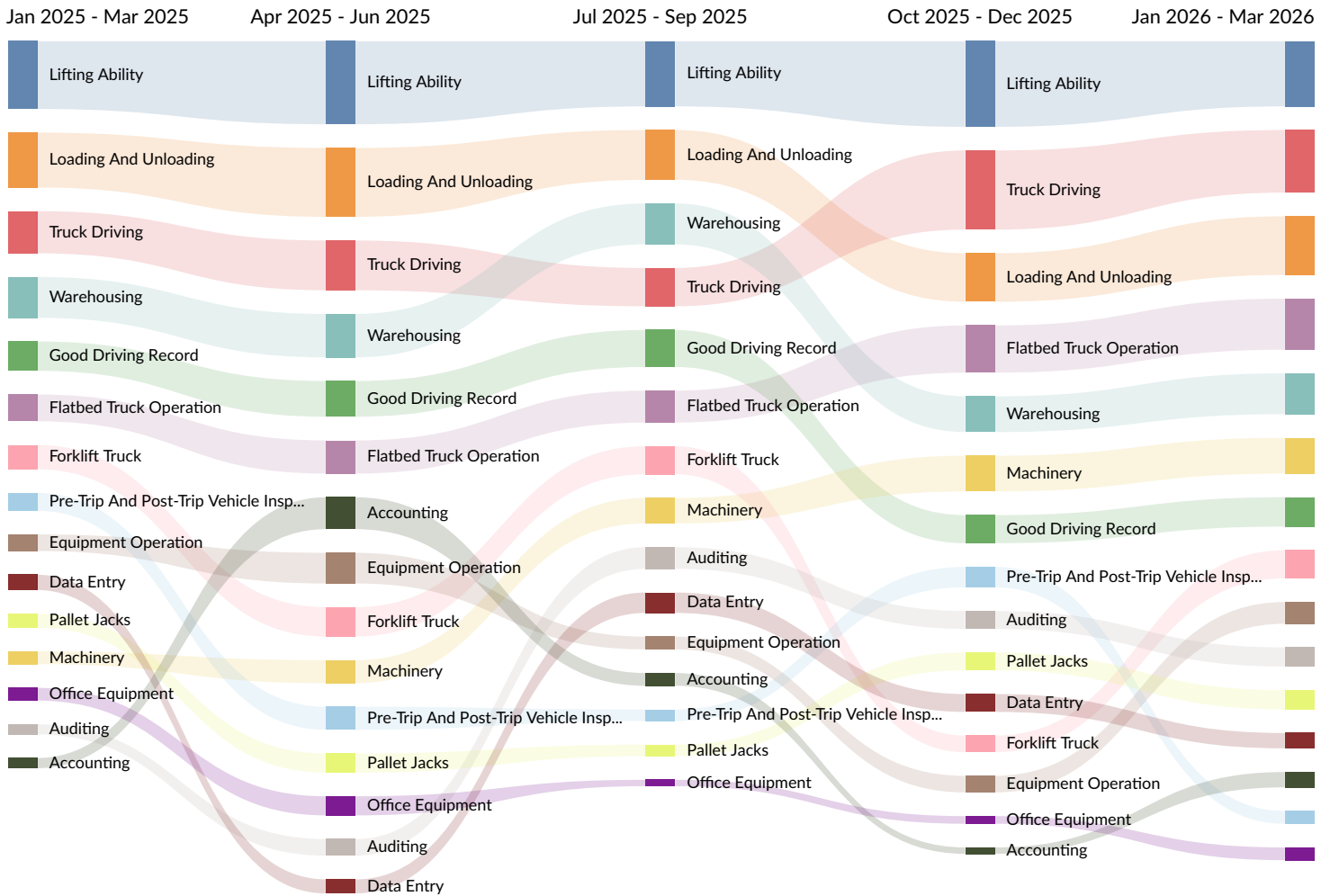
Following Industries	Transitions
School and Employee Bus Transportation	5,650
Mixed Mode Transit Systems	5,570
Automobile and Light Duty Motor Vehicle Manufacturing	5,471
Port and Harbor Operations	5,442
Other General Government Support	5,417
Temporary Help Services	5,170
Portfolio Management and Investment Advice	5,076
Offices of Lawyers	4,922
Special Needs Transportation	4,779
Web Search Portals and All Other Information Services	4,764
Offices of Certified Public Accountants	4,713
Other Nonscheduled Air Transportation	4,620
Wireless Telecommunications Carriers (except Satellite)	4,570
Security Guards and Patrol Services	4,555
Process, Physical Distribution, and Logistics Consulting Services	4,550
Aircraft Manufacturing	4,533
Direct Health and Medical Insurance Carriers	4,395
Other Management Consulting Services	4,371
Charter Bus Industry	4,367
Commercial and Institutional Building Construction	4,344
Commuter Rail Systems	4,302
Plumbing, Heating, and Air-Conditioning Contractors	4,298
Junior Colleges	4,016
Bus and Other Motor Vehicle Transit Systems	3,989
Marketing Consulting Services	3,989

Following Industries	Transitions
All Other Personal Services	3,969
Electrical Contractors and Other Wiring Installation Contractors	3,831
Pharmacies and Drug Retailers	3,651
Nonscheduled Chartered Freight Air Transportation	3,650
Offices of Other Holding Companies	3,595
Hardware Retailers	3,466
Scenic and Sightseeing Transportation, Water	3,430
Support Activities for Rail Transportation	3,382
Wholesale Trade Agents and Brokers	3,364
Financial Transactions Processing, Reserve, and Clearinghouse Activities	3,325
Search, Detection, Navigation, Guidance, Aeronautical, and Nautical System and Instrument Manufacturing	3,272
Motor Vehicle Towing	3,204
Research and Development in the Physical, Engineering, and Life Sciences (except Nanotechnology and Biotechnology)	3,186
Home Health Care Services	3,105
Other Miscellaneous Durable Goods Merchant Wholesalers	3,030
Office Administrative Services	3,024
Electronics and Appliance Retailers	2,994
All Other Pipeline Transportation	2,923
Fitness and Recreational Sports Centers	2,921
Soft Drink Manufacturing	2,903
Pharmaceutical Preparation Manufacturing	2,900
General Line Grocery Merchant Wholesalers	2,759
Other Individual and Family Services	2,706

What skills are they posting for?

Top 15 Skills for All Job Types Sought by Your Selected Companies by Quarter

Skills help us understand the direction an industry is headed.



Gross Regional Product (GRP)

\$1,000.0M

Earnings (2025)

\$270.8M

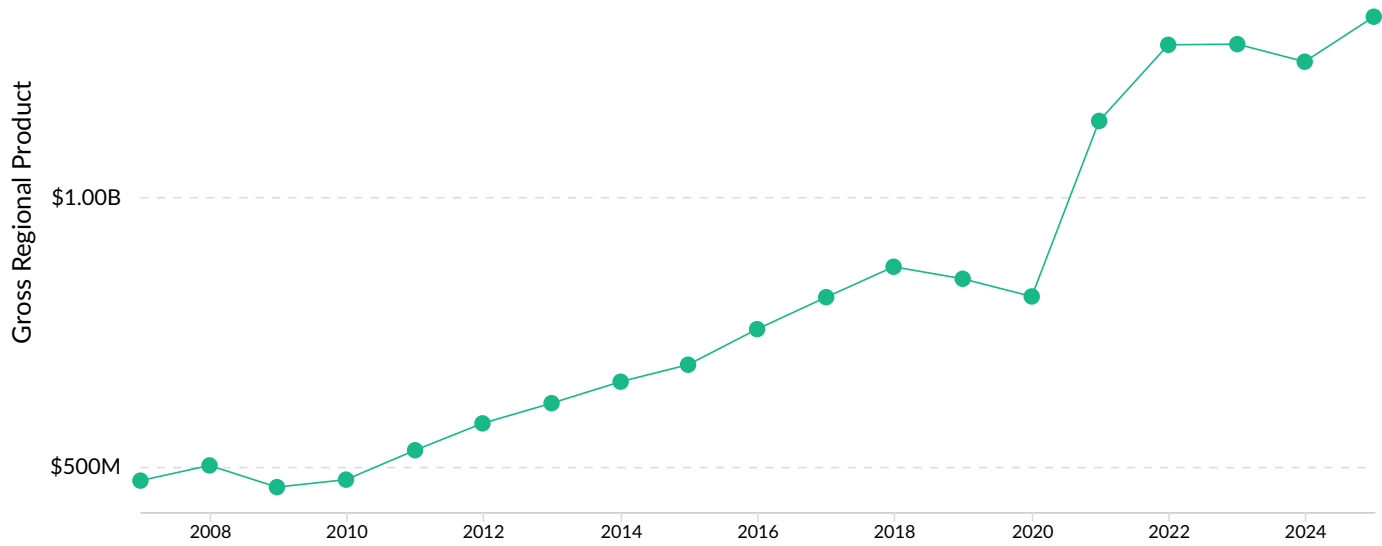
Property Income (2025)

\$63.0M

Taxes (2025)

\$1.3B

Total GRP (2025)



Industry Requirements

Purchases from	In-region Purchases	Imported Purchases	Total Purchases
Petroleum Refineries	\$56,260,812	\$11,786	\$56,272,598
Freight Transportation Arrangement	\$10,759,313	\$30,996,194	\$41,755,507
Couriers and Express Delivery Services	\$29,918,889	\$2,084,851	\$32,003,740
General Warehousing and Storage	\$28,035,333	\$714,920	\$28,750,253
Corporate, Subsidiary, and Regional Managing Offices	\$16,620,411	\$7,697,076	\$24,317,487