

Accommodation and Food Services in Spokane County, WA



SPOKANE
**WORKFORCE
COUNCIL**

Washington

Contents

What is Lightcast Data?	1
Report Parameters	2
Workforce Map	3
Executive Summary	4
Supply (Jobs)	5
Demographic Details	7
Demand	9
What skills are they posting for?	19

What is Lightcast Data?

Lightcast data is a hybrid dataset derived from official government sources such as the US Census Bureau, Bureau of Economic Analysis, and Bureau of Labor Statistics. Leveraging the unique strengths of each source, our data modeling team creates an authoritative dataset that captures more than 99% of all workers in the United States. This core offering is then enriched with data from online social profiles, resumés, and job postings to give you a complete view of the workforce.

Lightcast data is frequently cited in major publications such as *The Atlantic*, *Forbes*, *Harvard Business Review*, *The New York Times*, *The Wall Street Journal*, and *USA Today*.



Report Parameters

1 Industry

72 Accommodation and Food Services

1 County

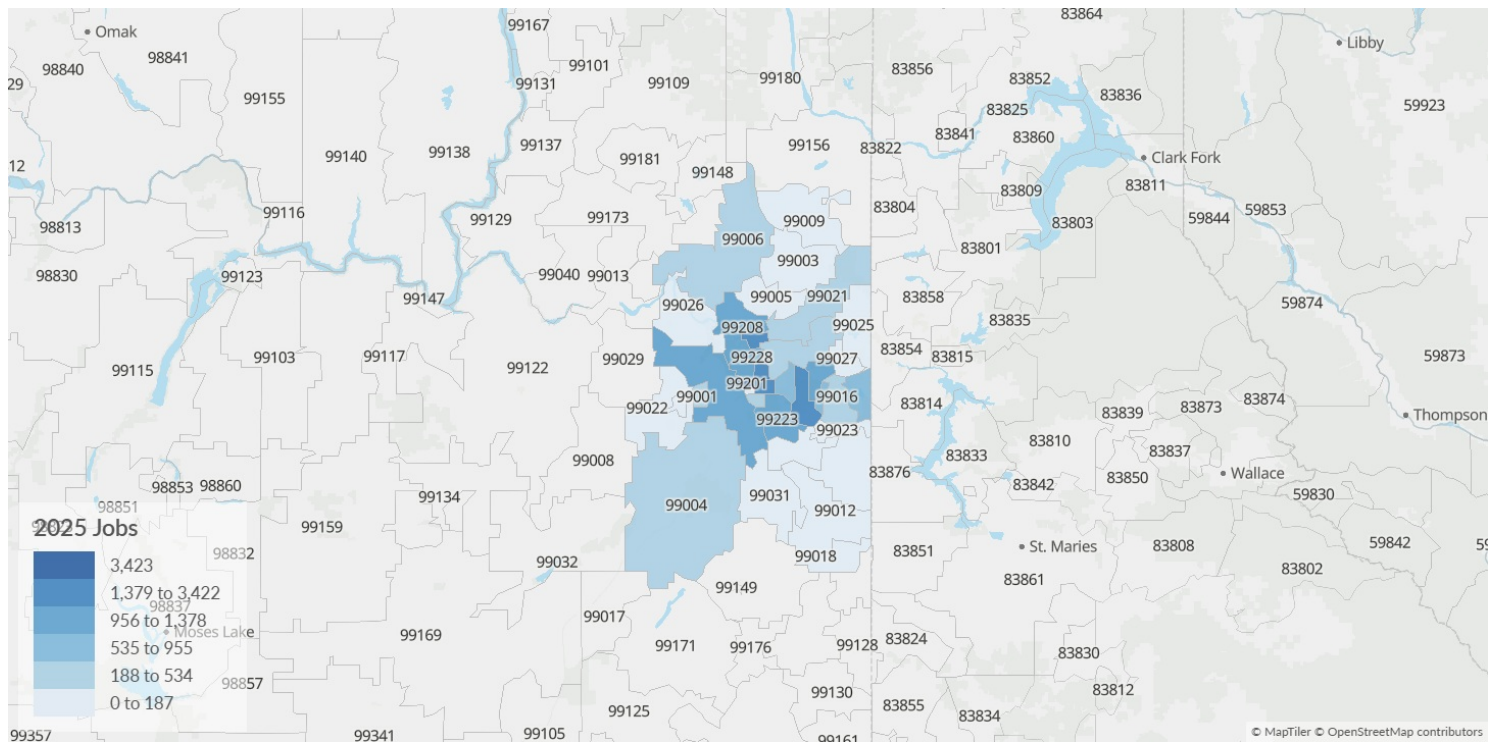
53063 Spokane County, WA

Class of Worker

QCEW Employees and Self-Employed

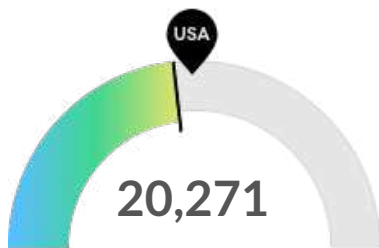
The information in this report pertains to the chosen industry and geographical area.

Workforce Map



Executive Summary

Light Hiring Competition Over a Thin Supply of Regional Talent



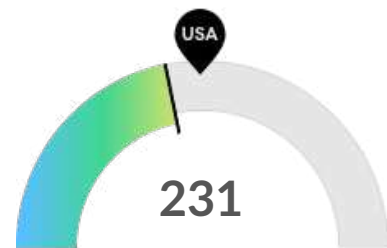
Supply (Jobs)

Spokane County, WA is not a hotspot for this kind of talent. The national average for an area this size is 22,540* employees, while there are 20,271 here.



Earnings Per Job

Earnings per job are about the same as the national average. Earnings per jobs is the total industry earnings divided by the number of jobs in the industry.



Demand (Job Postings)

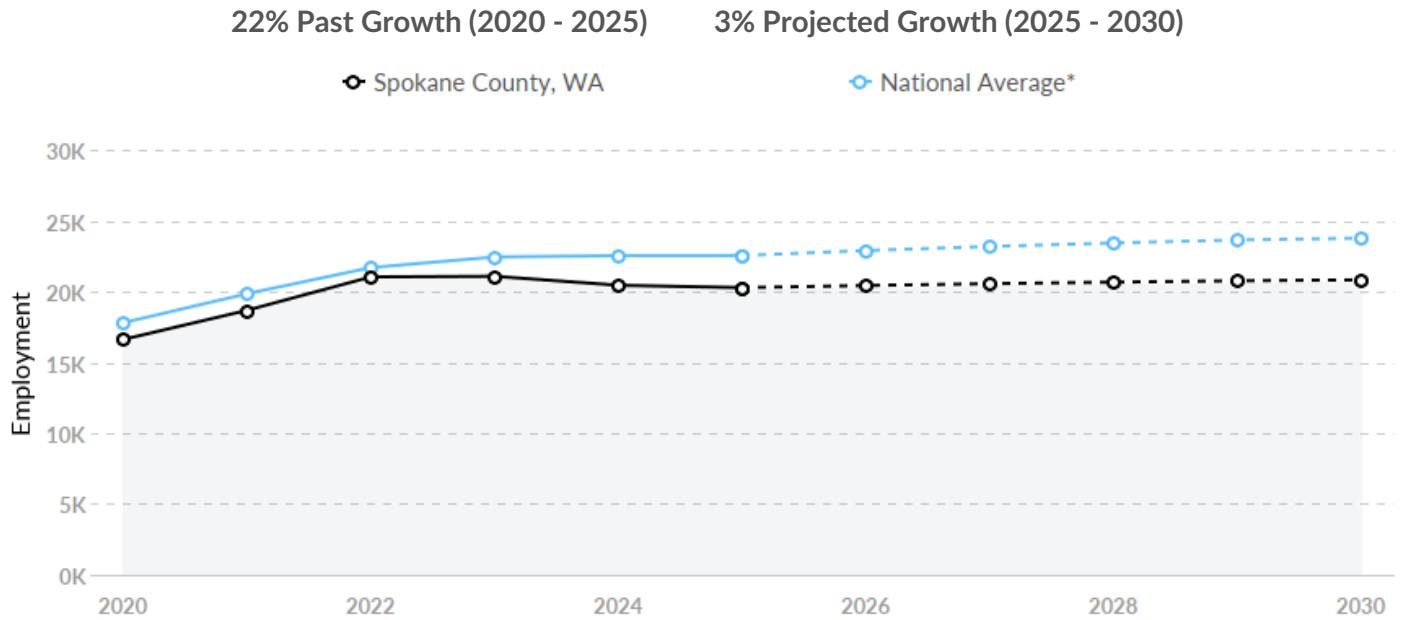
Competition from online job postings is low in Spokane County, WA. The national average for an area this size is 280* job postings/mo, while there are 231 here.

*National average values are derived by taking the national value for Accommodation and Food Services and scaling it down to account for the difference in overall workforce size between the nation and Spokane County, WA. In other words, the values represent the national average adjusted for region size.

Supply (Jobs)

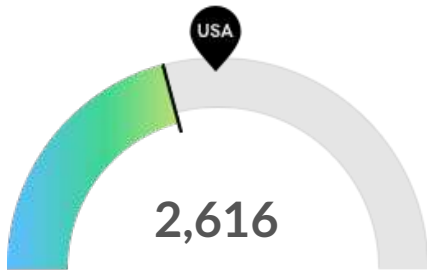
Supply Is Lower Than the National Average

The regional vs. national average employment helps you understand if the supply of Accommodation and Food Services is a strength or weakness for Spokane County, WA, and how it is changing relative to the nation. An average area of this size would have 22,540* employees, while there are 20,271 here. This lower than expected supply may make it more difficult to find candidates. The gap between expected and actual employment is expected to increase over the next 5 years.



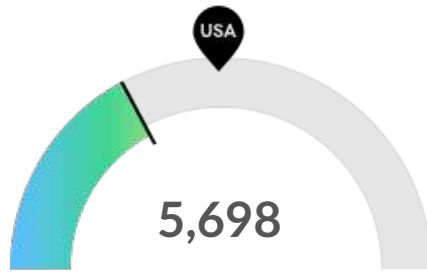
*National average values are derived by taking the national value for Accommodation and Food Services and scaling it down to account for the difference in overall workforce size between the nation and Spokane County, WA. In other words, the values represent the national average adjusted for region size.

Retirement Risk Is Low, While Overall Diversity Is Low



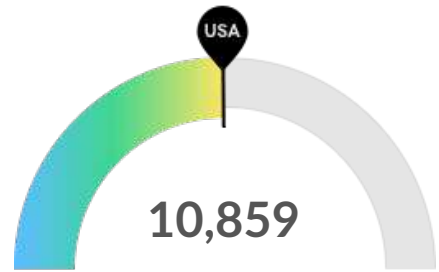
Retiring Soon

Retirement risk is low in Spokane County, WA. The national average for an area this size is 3,370* employees 55 or older, while there are 2,616 here.



Racial Diversity

Racial diversity is low in Spokane County, WA. The national average for an area this size is 9,359* racially diverse employees, while there are 5,698 here.



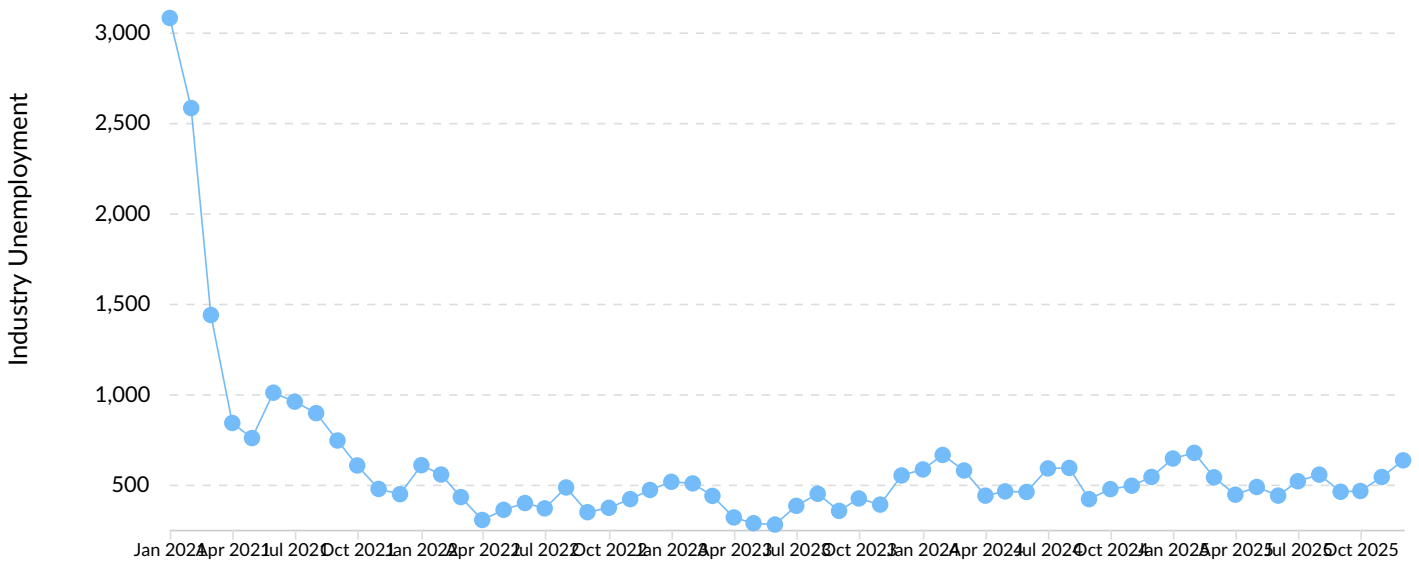
Gender Diversity

Gender diversity is about average in Spokane County, WA. The national average for an area this size is 10,934* female employees, while there are 10,859 here.

*National average values are derived by taking the national value for Accommodation and Food Services and scaling it down to account for the difference in overall workforce size between the nation and Spokane County, WA. In other words, the values represent the national average adjusted for region size.

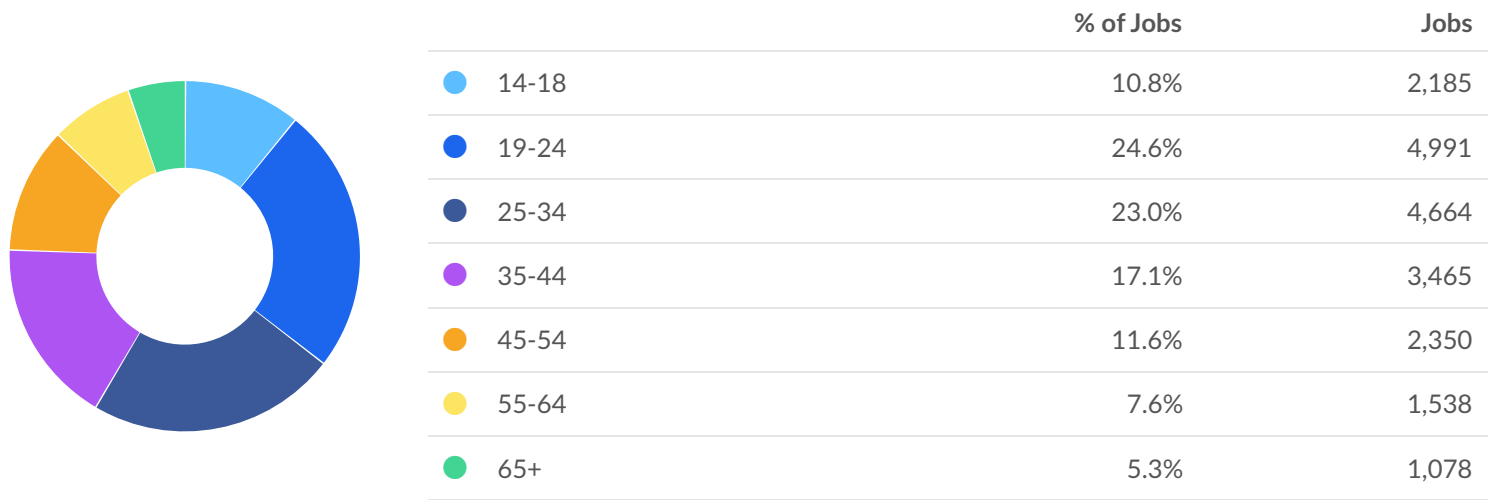
Unemployment Rate Trends

Unemployment shown at the 2-digit sector level.

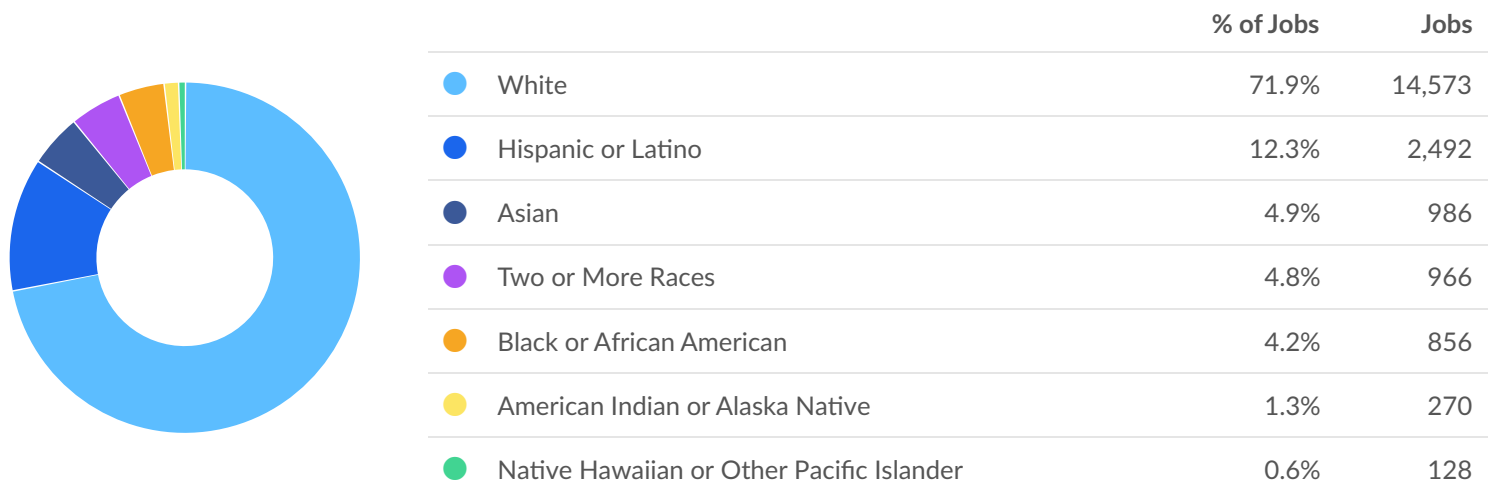


Demographic Details

Industry Age Breakdown



Industry Race/Ethnicity Breakdown

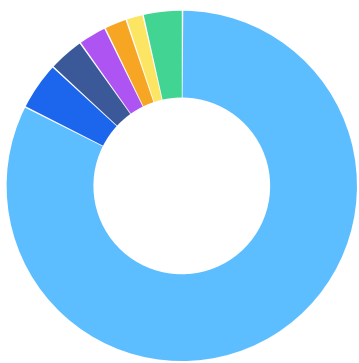


Industry Gender Breakdown



	% of Jobs	Jobs
Males	46.4%	9,413
Females	53.6%	10,859

Most Jobs are Found in the Food Preparation and Serving Related Occupations Industry Sector



Occupation	% of Industry in Occupation (2025)
Food Preparation and Serving Related Occupations	82.4%
Building and Grounds Cleaning and Maintenance Occupations	4.4%
Office and Administrative Support Occupations	3.3%
Management Occupations	2.6%
Sales and Related Occupations	2.1%
Transportation and Material Moving Occupations	1.6%
Other	3.6%

Demand



232 Companies Posting

All employers in the region who posted for this job over the last 12 months.



2,774 Unique Job Postings

The number of unique postings for this job over the last 12 months.



24 Day Median Duration

Posting duration is 3 days longer than what's typical in the region.

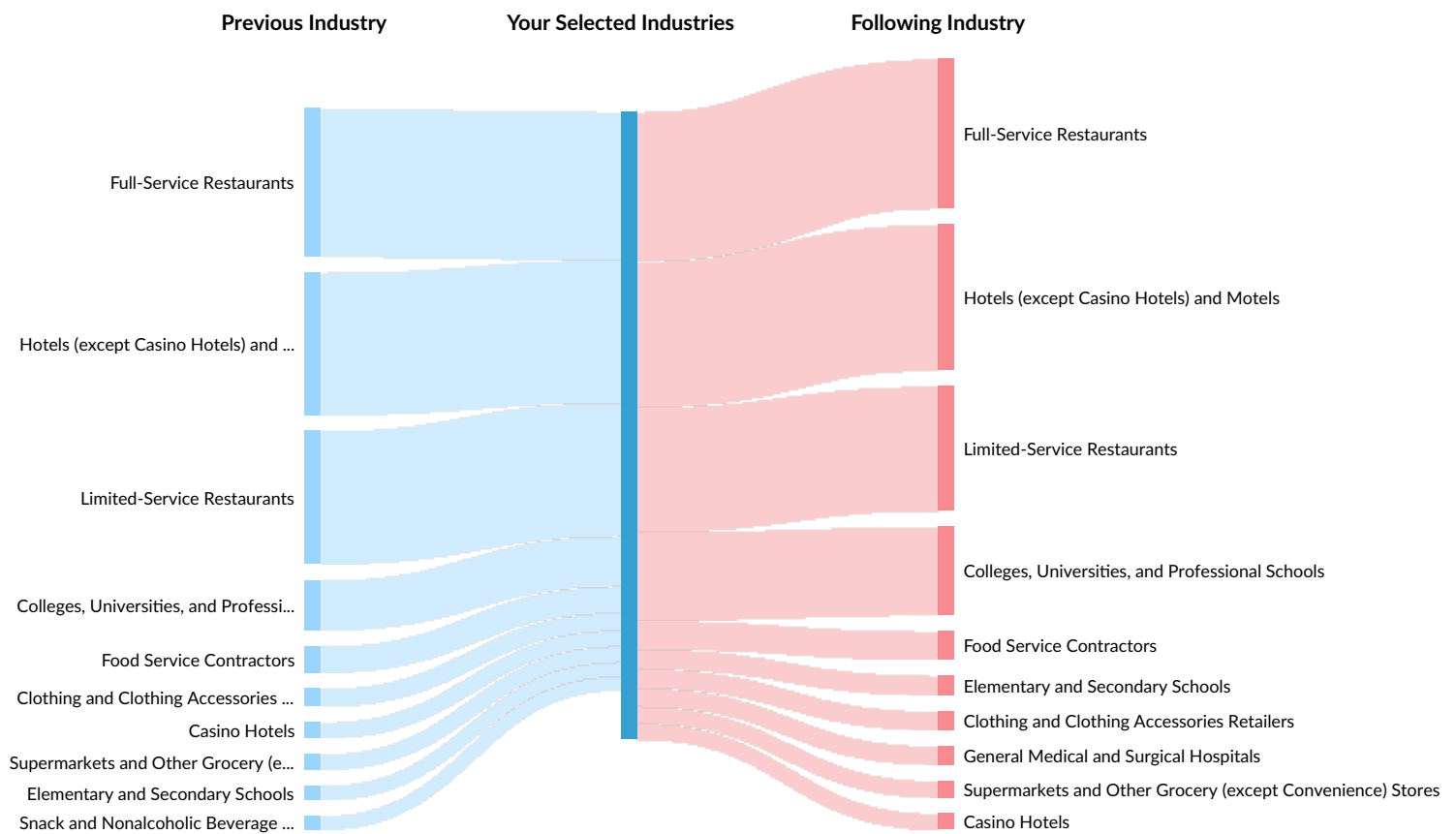
Top Companies	Unique Postings	Top Job Titles	Unique Postings
Davidson Hospitality	269	Baristas	118
Starbucks	194	Shift Supervisors	96
Davidson Hotel Company	155	Dishwashers	76
Northern Quest Resort & Casino	138	Servers	74
Panda Express	106	Crew Members	66

Industry Gain and Drain

The table below analyzes the profiles of current and past people in your selected industries. The left column shows job transitions from other industries to your selected industries. The right column shows job transitions from your selected industries to other industries.

Please note, results are only available at the national level and the 6-digit NAICS level. Also your selection has been limited to 100 industries.

The following represents the job transitions of employees in your selected industries in the United States:



Previous Industries	Transitions
Full-Service Restaurants	274,230
Hotels (except Casino Hotels) and Motels	263,645
Limited-Service Restaurants	246,754
Colleges, Universities, and Professional Schools	92,929

Previous Industries	Transitions
Food Service Contractors	48,895
Clothing and Clothing Accessories Retailers	32,750
Casino Hotels	29,376
Supermarkets and Other Grocery (except Convenience) Stores	28,952
Elementary and Secondary Schools	26,460
Snack and Nonalcoholic Beverage Bars	25,518
Department Stores	24,199
Drinking Places (Alcoholic Beverages)	22,781
All Other Miscellaneous Retailers	16,994
General Medical and Surgical Hospitals	16,325
All Other Traveler Accommodation	13,945
Golf Courses and Country Clubs	13,562
Custom Computer Programming Services	12,492
Warehouse Clubs and Supercenters	12,365
Commercial Banking	12,005
Software Publishers	11,697
Fitness and Recreational Sports Centers	11,565
Rooming and Boarding Houses, Dormitories, and Workers' Camps	11,409
All Other Professional, Scientific, and Technical Services	11,390
Offices of Real Estate Agents and Brokers	10,777
National Security	10,750
Offices of Physicians (except Mental Health Specialists)	10,680
Administrative Management and General Management Consulting Services	10,290
Employment Placement Agencies	9,883
Caterers	9,054

Previous Industries	Transitions
Insurance Agencies and Brokerages	8,480
Motion Picture and Video Production	8,449
Religious Organizations	8,422
Child Care Services	8,324
Computer Systems Design Services	7,817
All Other Personal Services	7,661
Engineering Services	7,620
Recreational and Vacation Camps (except Campgrounds)	7,365
Offices of Lawyers	7,318
Couriers and Express Delivery Services	7,297
Child and Youth Services	7,267
Computing Infrastructure Providers, Data Processing, Web Hosting, and Related Services	6,882
Junior Colleges	6,820
Pharmacies and Drug Retailers	6,772
Office Administrative Services	6,346
Commercial and Institutional Building Construction	5,982
Sporting Goods Retailers	5,982
Marketing Consulting Services	5,921
Offices of Certified Public Accountants	5,859
Civic and Social Organizations	5,721
Other Computer Related Services	5,639
Other Individual and Family Services	5,575
All Other Amusement and Recreation Industries	5,444
Cosmetics, Beauty Supplies, and Perfume Retailers	5,333
All Other General Merchandise Retailers	5,274

Previous Industries	Transitions
Local Messengers and Local Delivery	5,070
Nursing Care Facilities (Skilled Nursing Facilities)	5,057
Convenience Retailers	5,022
Amusement and Theme Parks	5,002
Hardware Retailers	5,001
Electronics and Appliance Retailers	4,967
Advertising Agencies	4,928
Other Management Consulting Services	4,884
Gasoline Stations with Convenience Stores	4,883
Other General Government Support	4,845
Temporary Help Services	4,792
Bed-and-Breakfast Inns	4,763
Convention and Trade Show Organizers	4,655
Other Activities Related to Real Estate	4,591
Lessors of Residential Buildings and Dwellings	4,476
Home Health Care Services	4,438
Portfolio Management and Investment Advice	4,278
Assisted Living Facilities for the Elderly	4,240
Mobile Food Services	4,228
All Other Specialty Food Retailers	4,224
Educational Support Services	4,214
Wireless Telecommunications Carriers (except Satellite)	4,176
Web Search Portals and All Other Information Services	4,122
Residential Property Managers	4,111
Beauty Salons	3,861
All Other Home Furnishings Retailers	3,839

Previous Industries	Transitions
All Other Miscellaneous Schools and Instruction	3,836
Shoe Retailers	3,758
Electrical Contractors and Other Wiring Installation Contractors	3,717
Promoters of Performing Arts, Sports, and Similar Events with Facilities	3,704
Other Accounting Services	3,671
Lessors of Nonfinancial Intangible Assets (except Copyrighted Works)	3,546
Home Centers	3,542
Lessors of Nonresidential Buildings (except Miniwarehouses)	3,498
Plumbing, Heating, and Air-Conditioning Contractors	3,475
Security Guards and Patrol Services	3,460
Other Miscellaneous Durable Goods Merchant Wholesalers	3,445
Sports and Recreation Instruction	3,315
General Warehousing and Storage	3,268
Automobile and Light Duty Motor Vehicle Manufacturing	3,194
Janitorial Services	3,188
Motion Picture Theaters (except Drive-Ins)	3,138
Gift, Novelty, and Souvenir Retailers	3,045
Landscaping Services	3,015
Investment Banking and Securities Intermediation	3,006
Hobby, Toy, and Game Retailers	2,967
Following Industries	Transitions
Full-Service Restaurants	276,725
Hotels (except Casino Hotels) and Motels	270,216
Limited-Service Restaurants	230,698

Following Industries	Transitions
Colleges, Universities, and Professional Schools	163,403
Food Service Contractors	52,744
Elementary and Secondary Schools	36,536
Clothing and Clothing Accessories Retailers	35,265
General Medical and Surgical Hospitals	34,536
Supermarkets and Other Grocery (except Convenience) Stores	31,162
Casino Hotels	29,975
Department Stores	28,799
Snack and Nonalcoholic Beverage Bars	25,047
All Other Miscellaneous Retailers	24,723
Drinking Places (Alcoholic Beverages)	24,180
Commercial Banking	22,955
Offices of Physicians (except Mental Health Specialists)	21,727
Warehouse Clubs and Supercenters	18,987
Offices of Real Estate Agents and Brokers	17,361
All Other Professional, Scientific, and Technical Services	16,383
Custom Computer Programming Services	15,928
Golf Courses and Country Clubs	15,021
Insurance Agencies and Brokerages	14,971
Software Publishers	14,670
All Other Traveler Accommodation	14,364
Employment Placement Agencies	13,875
Administrative Management and General Management Consulting Services	13,664
Fitness and Recreational Sports Centers	13,613
Offices of Lawyers	12,958

Following Industries	Transitions
Engineering Services	12,804
Rooming and Boarding Houses, Dormitories, and Workers' Camps	12,466
National Security	12,389
Junior Colleges	11,292
Child Care Services	11,120
Couriers and Express Delivery Services	10,455
Pharmacies and Drug Retailers	10,263
All Other Personal Services	9,967
Offices of Certified Public Accountants	9,759
Religious Organizations	9,605
Computer Systems Design Services	9,595
Motion Picture and Video Production	9,338
Caterers	9,260
Computing Infrastructure Providers, Data Processing, Web Hosting, and Related Services	8,955
Child and Youth Services	8,572
Commercial and Institutional Building Construction	8,397
Other Individual and Family Services	8,220
Portfolio Management and Investment Advice	8,063
Office Administrative Services	8,031
Marketing Consulting Services	7,932
Other Computer Related Services	7,439
Cosmetics, Beauty Supplies, and Perfume Retailers	7,434
Civic and Social Organizations	7,425
Hardware Retailers	7,412
Nursing Care Facilities (Skilled Nursing Facilities)	7,328

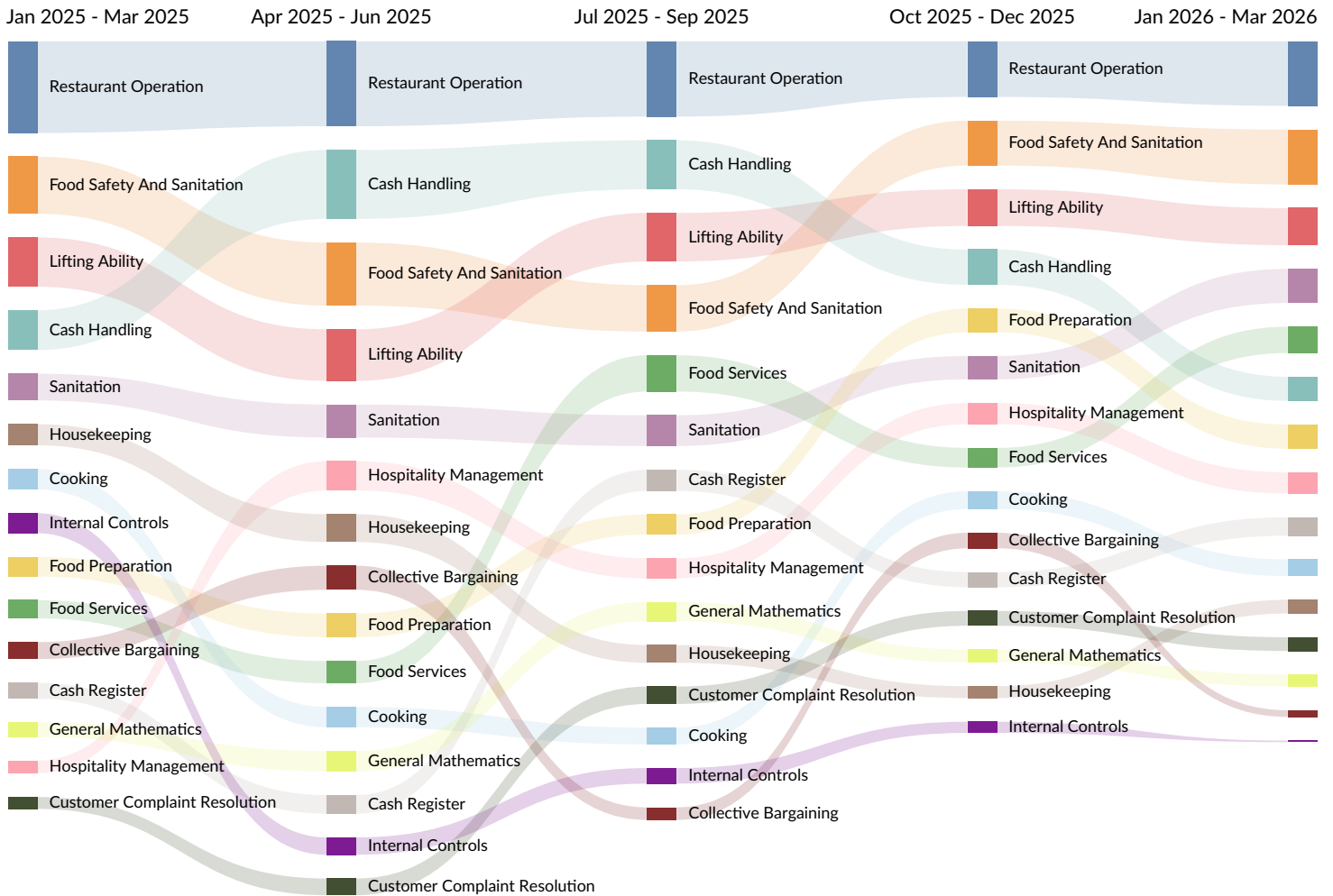
Following Industries	Transitions
Recreational and Vacation Camps (except Campgrounds)	7,314
Electronics and Appliance Retailers	7,205
Other General Government Support	7,189
Sporting Goods Retailers	7,077
Temporary Help Services	7,050
Other Management Consulting Services	6,997
Home Health Care Services	6,961
Convenience Retailers	6,834
Lessors of Residential Buildings and Dwellings	6,756
All Other General Merchandise Retailers	6,461
Local Messengers and Local Delivery	6,422
Gasoline Stations with Convenience Stores	6,018
Other Activities Related to Real Estate	5,989
Residential Property Managers	5,965
Electrical Contractors and Other Wiring Installation Contractors	5,760
Educational Support Services	5,749
Advertising Agencies	5,611
Wireless Telecommunications Carriers (except Satellite)	5,560
Automobile and Light Duty Motor Vehicle Manufacturing	5,529
All Other Amusement and Recreation Industries	5,498
Assisted Living Facilities for the Elderly	5,461
All Other Miscellaneous Ambulatory Health Care Services	5,443
Home Centers	5,359
Security Guards and Patrol Services	5,349
Plumbing, Heating, and Air-Conditioning Contractors	5,318

Following Industries	Transitions
Credit Unions	5,217
Other Miscellaneous Durable Goods Merchant Wholesalers	5,199
Offices of Physical, Occupational and Speech Therapists, and Audiologists	5,170
Convention and Trade Show Organizers	5,143
All Other Miscellaneous Schools and Instruction	5,004
Other Accounting Services	4,969
Beauty Salons	4,918
Bed-and-Breakfast Inns	4,812
Direct Property and Casualty Insurance Carriers	4,758
Direct Health and Medical Insurance Carriers	4,678
Scheduled Passenger Air Transportation	4,643
Offices of Dentists	4,638
Direct Life Insurance Carriers	4,606
Promoters of Performing Arts, Sports, and Similar Events with Facilities	4,580
General Warehousing and Storage	4,557
Investment Banking and Securities Intermediation	4,520
All Other Specialty Food Retailers	4,454
Offices of All Other Miscellaneous Health Practitioners	4,440
Pharmaceutical Preparation Manufacturing	4,334
Lessors of Nonresidential Buildings (except Miniwarehouses)	4,325
Janitorial Services	4,240
Freight Transportation Arrangement	4,116

What skills are they posting for?

Top 15 Skills for All Job Types Sought by Your Selected Companies by Quarter

Skills help us understand the direction an industry is headed.



Gross Regional Product (GRP)

\$748.3M

Earnings (2025)

\$302.0M

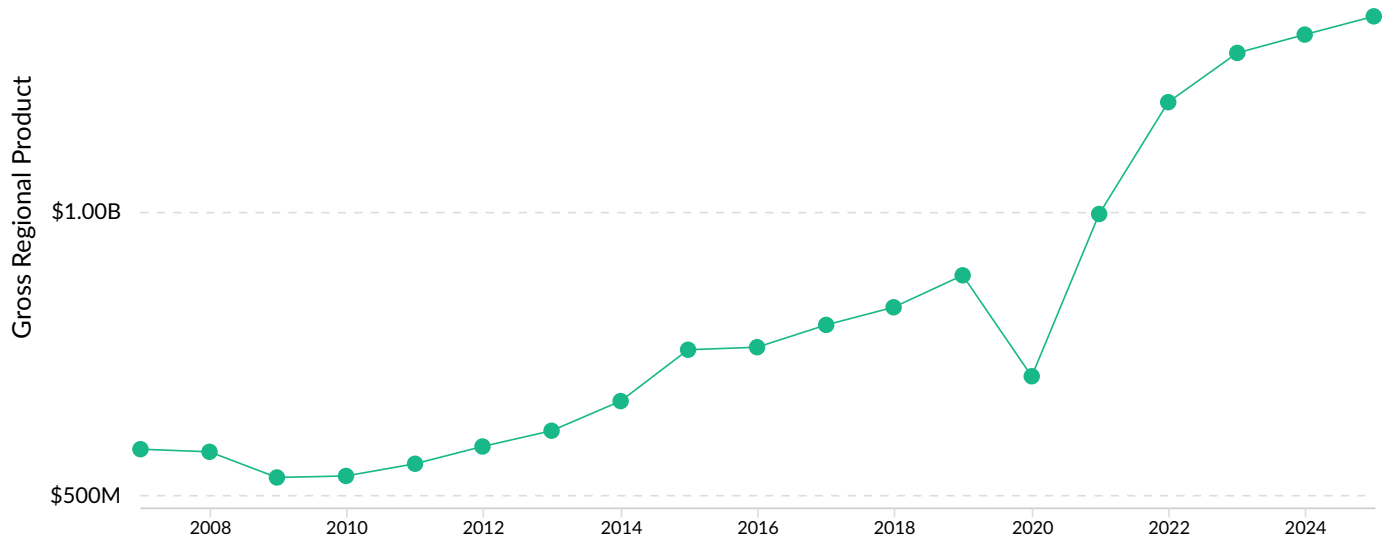
Property Income (2025)

\$294.9M

Taxes (2025)

\$1.3B

Total GRP (2025)



Industry Requirements

Purchases from	In-region Purchases	Imported Purchases	Total Purchases
Corporate, Subsidiary, and Regional Managing Offices	\$103,487,481	\$47,926,073	\$151,413,555
Lessors of Nonfinancial Intangible Assets (except Copyrighted Works)	\$34,138,388	\$24,051,043	\$58,189,430
Lessors of Residential Buildings and Dwellings	\$41,024,342	\$9,069	\$41,033,411
Offices of Real Estate Agents and Brokers	\$21,524,825	\$8,179,258	\$29,704,083
Lessors of Nonresidential Buildings (except Miniwarehouses)	\$25,162,877	\$2,718,562	\$27,881,439