

# Finance and Insurance in Spokane County, WA



SPOKANE  
**WORKFORCE  
COUNCIL**

Washington

# Contents

What is Lightcast Data? .....	1
Report Parameters .....	2
Workforce Map .....	3
Executive Summary .....	4
Supply (Jobs) .....	5
Demographic Details .....	7
Demand .....	9
What skills are they posting for? .....	20

## What is Lightcast Data?

Lightcast data is a hybrid dataset derived from official government sources such as the US Census Bureau, Bureau of Economic Analysis, and Bureau of Labor Statistics. Leveraging the unique strengths of each source, our data modeling team creates an authoritative dataset that captures more than 99% of all workers in the United States. This core offering is then enriched with data from online social profiles, resumés, and job postings to give you a complete view of the workforce.

Lightcast data is frequently cited in major publications such as *The Atlantic*, *Forbes*, *Harvard Business Review*, *The New York Times*, *The Wall Street Journal*, and *USA Today*.



## Report Parameters

### 1 Industry

52 Finance and Insurance

---

### 1 County

53063 Spokane County, WA

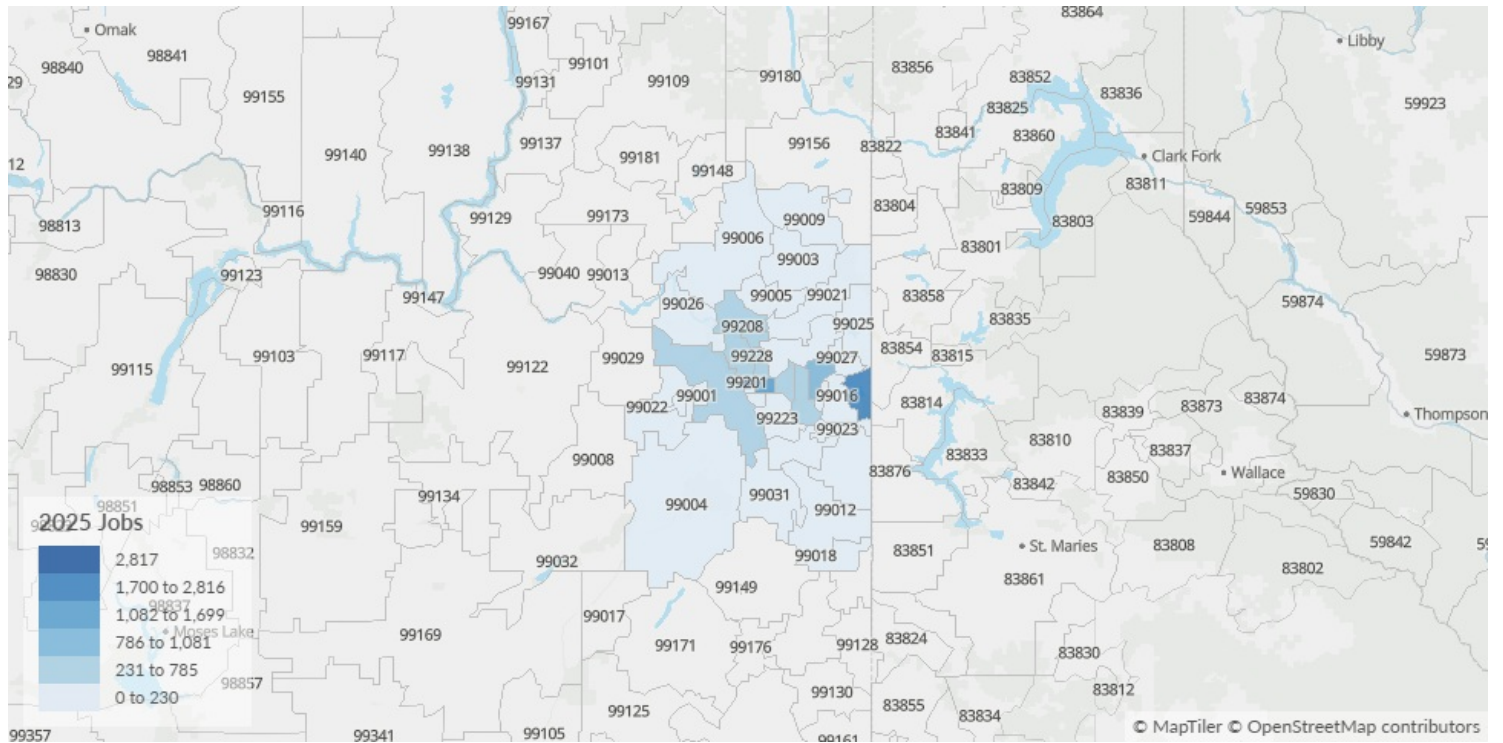
---

### Class of Worker

QCEW Employees and Self-Employed

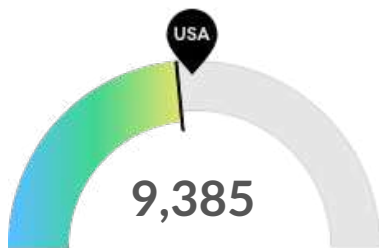
The information in this report pertains to the chosen industry and geographical area.

# Workforce Map



## Executive Summary

### Average Hiring Competition Over an Average Supply of Regional Talent



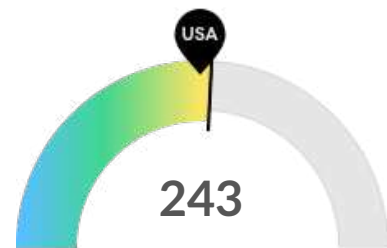
**Supply (Jobs)**

Spokane County, WA is about average for this kind of talent. The national average for an area this size is 10,271\* employees, while there are 9,385 here.



**Earnings Per Job**

Earnings per job are below the national average. Earnings per jobs is the total industry earnings divided by the number of jobs in the industry.



**Demand (Job Postings)**

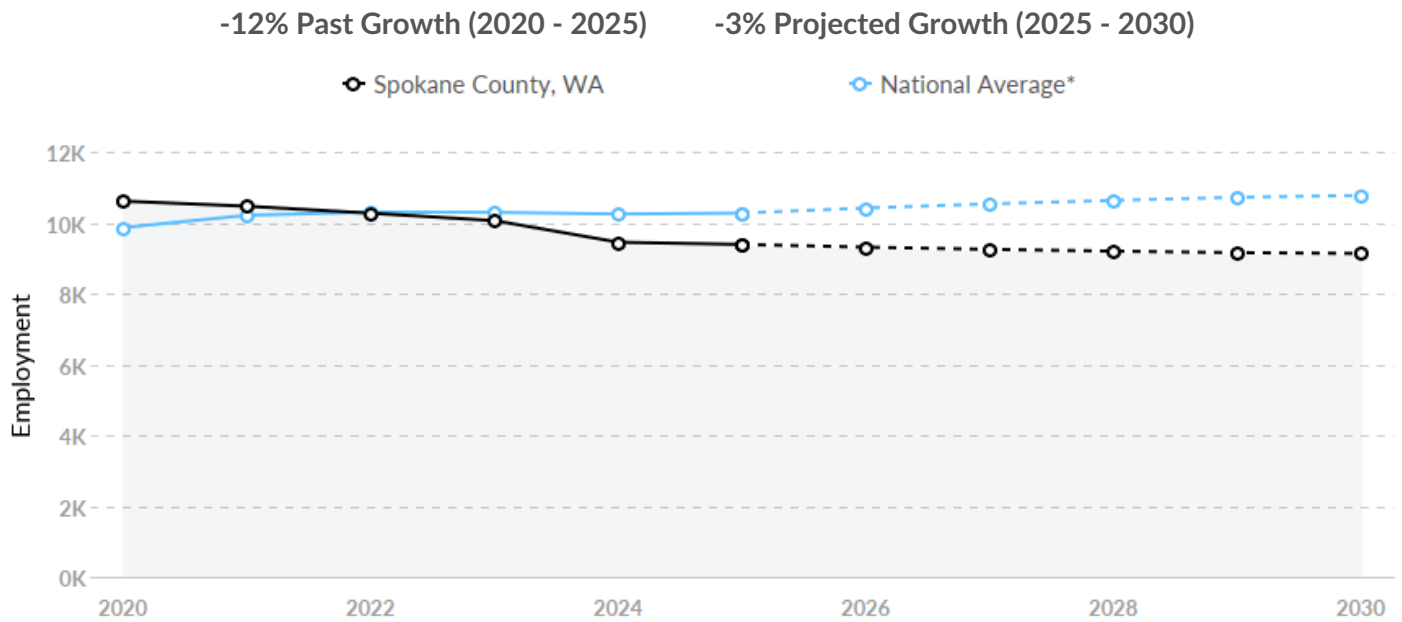
Competition from online job postings is about average in Spokane County, WA. The national average for an area this size is 232\* job postings/mo, while there are 243 here.

\*National average values are derived by taking the national value for Finance and Insurance and scaling it down to account for the difference in overall workforce size between the nation and Spokane County, WA. In other words, the values represent the national average adjusted for region size.

# Supply (Jobs)

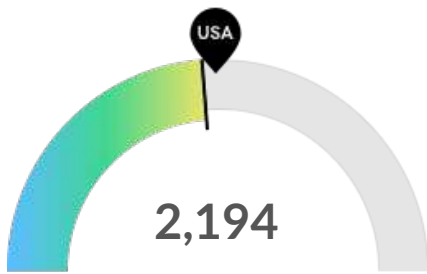
## Supply Is About Equal to the National Average

The regional vs. national average employment helps you understand if the supply of Finance and Insurance is a strength or weakness for Spokane County, WA, and how it is changing relative to the nation. An average area of this size would have 10,271\* employees, while there are 9,385 here. The gap between expected and actual employment is expected to increase over the next 5 years.



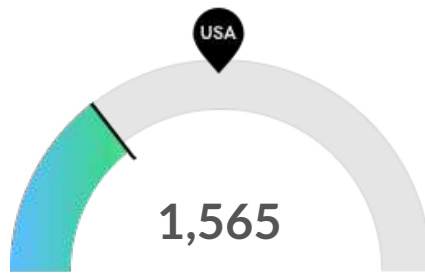
\*National average values are derived by taking the national value for Finance and Insurance and scaling it down to account for the difference in overall workforce size between the nation and Spokane County, WA. In other words, the values represent the national average adjusted for region size.

## Retirement Risk Is About Average, While Overall Diversity Is Low



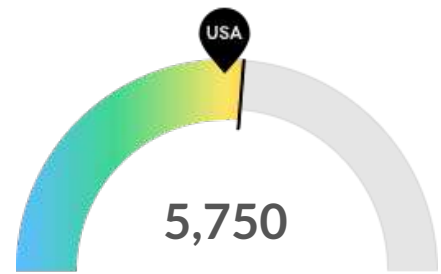
**Retiring Soon**

Retirement risk is about average in Spokane County, WA. The national average for an area this size is 2,353\* employees 55 or older, while there are 2,194 here.



**Racial Diversity**

Racial diversity is low in Spokane County, WA. The national average for an area this size is 3,169\* racially diverse employees, while there are 1,565 here.



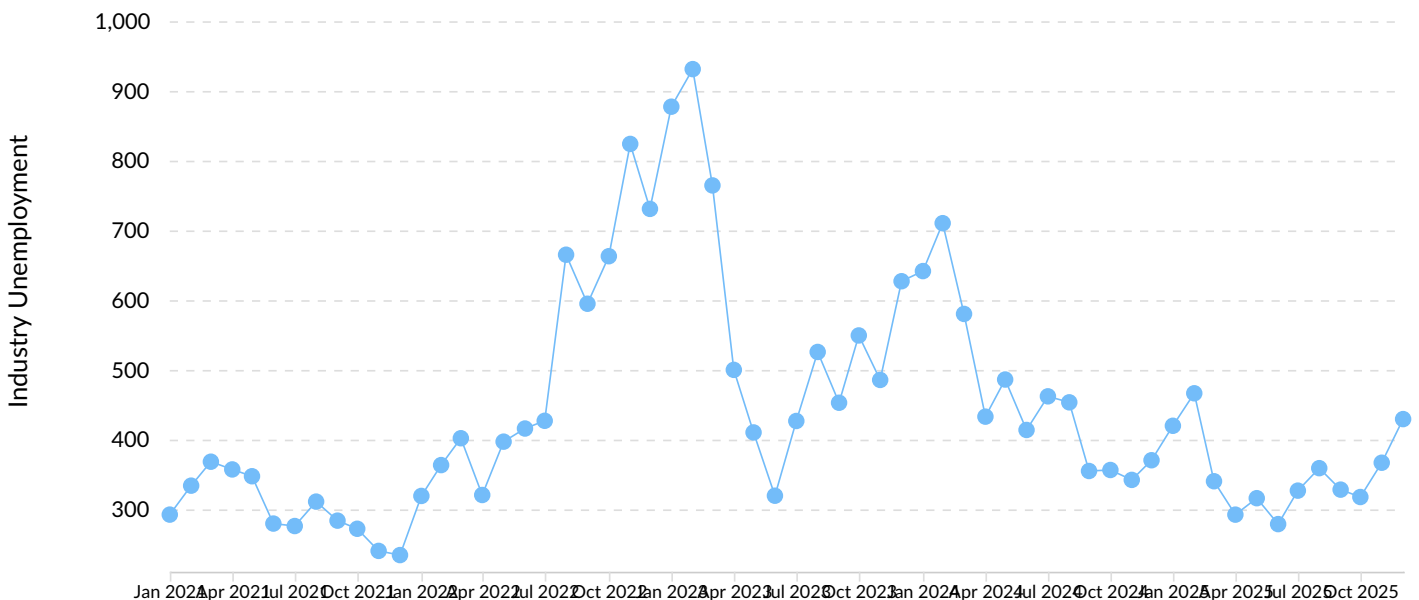
**Gender Diversity**

Gender diversity is about average in Spokane County, WA. The national average for an area this size is 5,337\* female employees, while there are 5,750 here.

\*National average values are derived by taking the national value for Finance and Insurance and scaling it down to account for the difference in overall workforce size between the nation and Spokane County, WA. In other words, the values represent the national average adjusted for region size.

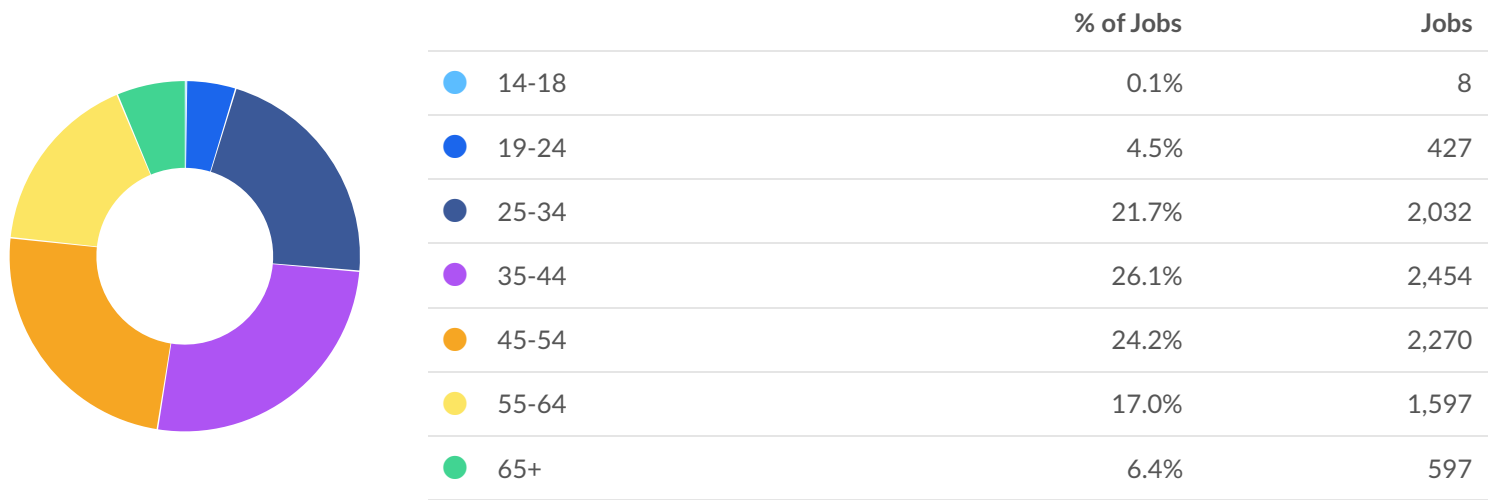
## Unemployment Rate Trends

Unemployment shown at the 2-digit sector level.

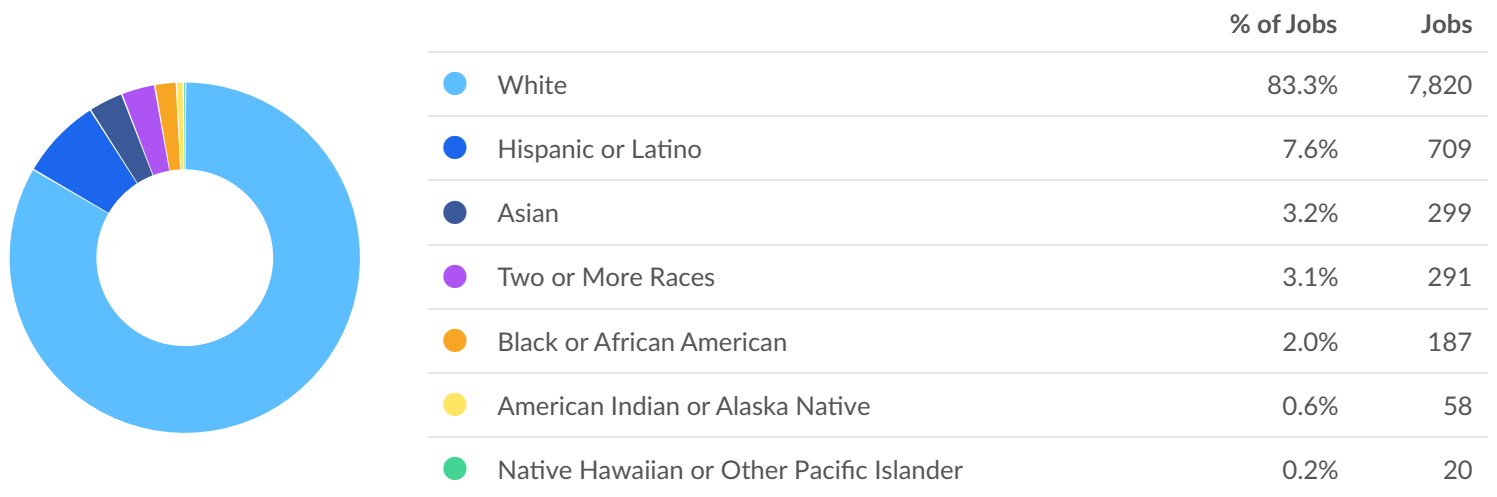


# Demographic Details

## Industry Age Breakdown



## Industry Race/Ethnicity Breakdown

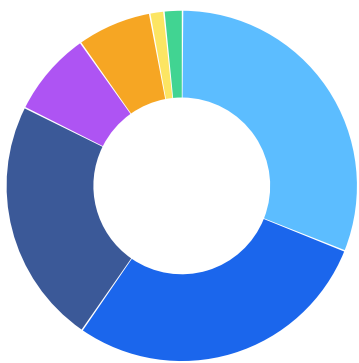


## Industry Gender Breakdown



	% of Jobs	Jobs
● Males	38.7%	3,635
● Females	61.3%	5,750

## Most Jobs are Found in the Office and Administrative Support Occupations Industry Sector



Occupation	% of Industry in Occupation (2025)
● Office and Administrative Support Occupations	31.0%
● Business and Financial Operations Occupations	28.6%
● Sales and Related Occupations	22.7%
● Management Occupations	7.8%
● Computer and Mathematical Occupations	6.9%
● Healthcare Practitioners and Technical Occupations	1.3%
● Other	1.7%

## Demand



### 227 Companies Posting

All employers in the region who posted for this job over the last 12 months.



### 2,911 Unique Job Postings

The number of unique postings for this job over the last 12 months.



### 22 Day Median Duration

Posting duration is 1 day longer than what's typical in the region.

Top Companies	Unique Postings
Cambia	187
Headway	182
Optum	149
Molina Healthcare	130
Washington Trust Bank	130

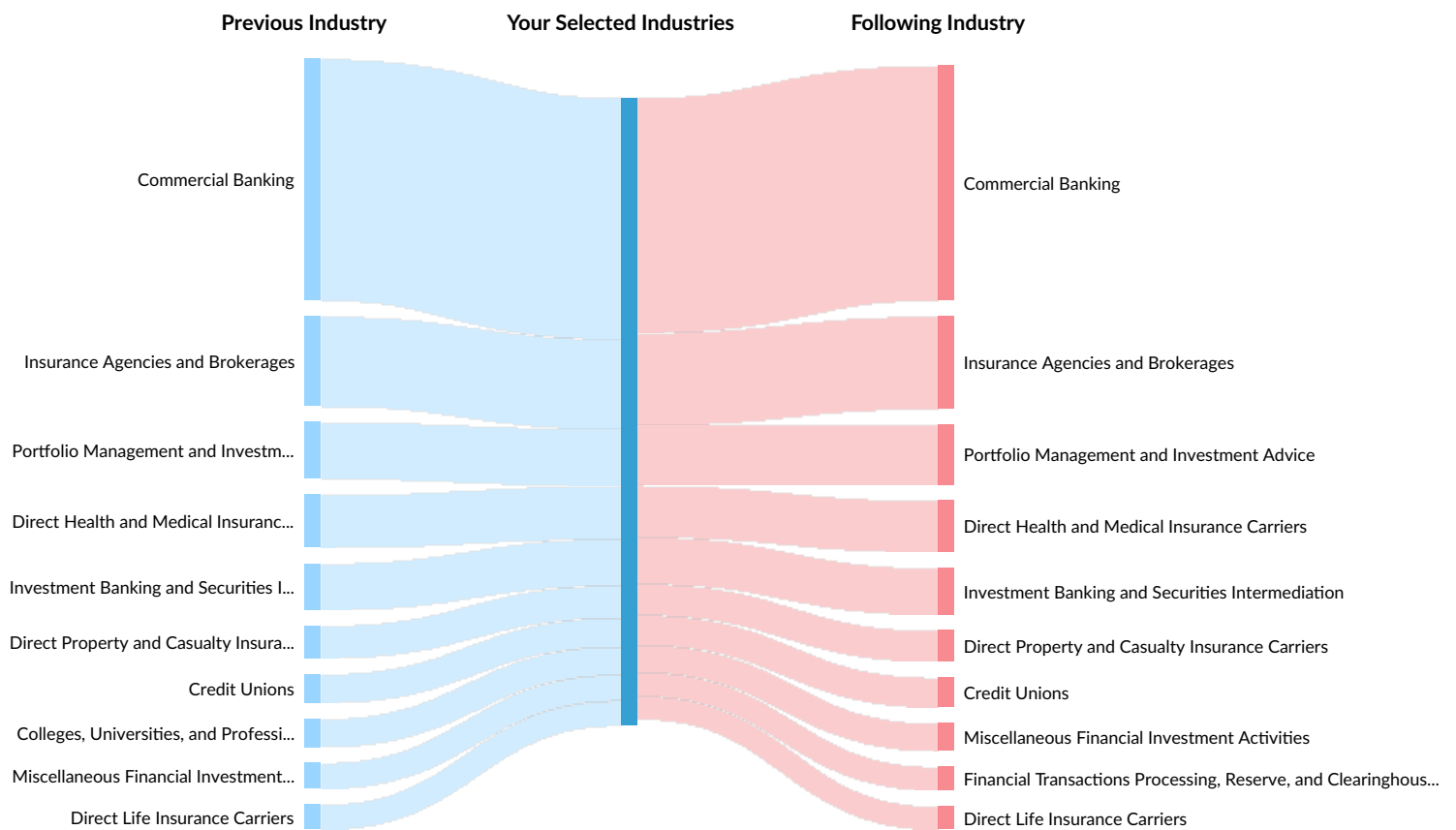
Top Job Titles	Unique Postings
Nurse Practitioners/Physician A...	59
Tellers	32
Licensed Clinical Social Workers	27
Client Relationship Consultants	24
Licensed Marriage and Family Th...	23

## Industry Gain and Drain

The table below analyzes the profiles of current and past people in your selected industries. The left column shows job transitions from other industries to your selected industries. The right column shows job transitions from your selected industries to other industries.

Please note, results are only available at the national level and the 6-digit NAICS level. Also your selection has been limited to 100 industries.

The following represents the job transitions of employees in your selected industries in the United States:



Previous Industries	Transitions
Commercial Banking	1,157,497
Insurance Agencies and Brokerages	430,584
Portfolio Management and Investment Advice	272,066
Direct Health and Medical Insurance Carriers	253,421

Previous Industries	Transitions
Investment Banking and Securities Intermediation	222,655
Direct Property and Casualty Insurance Carriers	154,912
Credit Unions	137,894
Colleges, Universities, and Professional Schools	135,021
Miscellaneous Financial Investment Activities	123,598
Direct Life Insurance Carriers	119,680
Financial Transactions Processing, Reserve, and Clearinghouse Activities	110,410
Real Estate Credit	102,481
Custom Computer Programming Services	69,032
Mortgage and Nonmortgage Loan Brokers	65,734
Consumer Lending	59,232
Administrative Management and General Management Consulting Services	48,488
All Other Insurance Related Activities	47,696
Computer Systems Design Services	46,544
General Medical and Surgical Hospitals	43,570
Offices of Certified Public Accountants	40,567
Offices of Real Estate Agents and Brokers	37,012
Software Publishers	36,998
All Other Professional, Scientific, and Technical Services	34,382
Savings Institutions and Other Depository Credit Intermediation	33,684
Full-Service Restaurants	31,161
Offices of Lawyers	30,785
Offices of Physicians (except Mental Health Specialists)	30,304
Employment Placement Agencies	29,955

Previous Industries	Transitions
International, Secondary Market, and All Other Nondepository Credit Intermediation	29,906
Other Direct Insurance (except Life, Health, and Medical) Carriers	27,975
All Other Miscellaneous Retailers	27,254
Limited-Service Restaurants	26,959
Elementary and Secondary Schools	26,682
Wireless Telecommunications Carriers (except Satellite)	26,258
Clothing and Clothing Accessories Retailers	25,834
Open-End Investment Funds	25,421
Computing Infrastructure Providers, Data Processing, Web Hosting, and Related Services	24,244
Department Stores	22,589
Miscellaneous Intermediation	22,131
Other Computer Related Services	21,773
Credit Card Issuing	21,149
Claims Adjusting	21,132
Monetary Authorities-Central Bank	19,981
Supermarkets and Other Grocery (except Convenience) Stores	19,892
Pharmacies and Drug Retailers	19,492
National Security	18,989
Other Activities Related to Credit Intermediation	18,552
Hotels (except Casino Hotels) and Motels	17,302
Other Financial Vehicles	17,212
Other Management Consulting Services	17,108
All Other Miscellaneous Ambulatory Health Care Services	16,795
Other Scientific and Technical Consulting Services	14,823

Previous Industries	Transitions
Engineering Services	14,246
Pharmacy Benefit Management and Other Third Party Administration of Insurance and Pension Funds	13,890
Other General Government Support	13,796
Web Search Portals and All Other Information Services	13,369
Temporary Help Services	13,330
Other Activities Related to Real Estate	13,102
All Other Personal Services	12,298
Warehouse Clubs and Supercenters	12,230
Pharmaceutical Preparation Manufacturing	11,927
Marketing Consulting Services	11,525
Gasoline Stations with Convenience Stores	11,323
Home Health Care Services	11,262
Other Accounting Services	11,071
Office Administrative Services	10,921
Electronics and Appliance Retailers	10,827
Automobile and Light Duty Motor Vehicle Manufacturing	10,277
Fitness and Recreational Sports Centers	10,179
Electronic Computer Manufacturing	10,133
Offices of Other Holding Companies	10,131
Computer Terminal and Other Computer Peripheral Equipment Manufacturing	9,847
Sales Financing	9,720
Couriers and Express Delivery Services	9,160
Securities and Commodity Exchanges	8,767
Advertising Agencies	8,605
Direct Title Insurance Carriers	8,473

Previous Industries	Transitions
Nonresidential Property Managers	8,395
Lessors of Residential Buildings and Dwellings	8,381
Offices of Bank Holding Companies	7,927
All Other Support Services	7,891
Scheduled Passenger Air Transportation	7,694
Electrical Contractors and Other Wiring Installation Contractors	7,590
Payroll Services	7,524
Hardware Retailers	7,519
Telecommunications Resellers	7,478
All Other Business Support Services	7,345
Commercial and Institutional Building Construction	7,333
Media Streaming Distribution Services, Social Networks, and Other Media Networks and Content Providers	7,248
New Car Dealers	7,245
Other Individual and Family Services	7,245
Junior Colleges	7,202
Lessors of Nonresidential Buildings (except Miniwarehouses)	6,963
Religious Organizations	6,833
Golf Courses and Country Clubs	6,827
Wholesale Trade Agents and Brokers	6,621
Residential Property Managers	6,463
Offices of All Other Miscellaneous Health Practitioners	6,329
Motion Picture and Video Production	6,294
Electronic and Precision Equipment Repair and Maintenance	6,173

Following Industries	Transitions
Commercial Banking	1,127,006
Insurance Agencies and Brokerages	442,429
Portfolio Management and Investment Advice	288,625
Direct Health and Medical Insurance Carriers	246,758
Investment Banking and Securities Intermediation	223,665
Direct Property and Casualty Insurance Carriers	148,842
Credit Unions	143,188
Miscellaneous Financial Investment Activities	131,848
Financial Transactions Processing, Reserve, and Clearinghouse Activities	113,416
Direct Life Insurance Carriers	111,036
Real Estate Credit	98,881
Colleges, Universities, and Professional Schools	91,594
Mortgage and Nonmortgage Loan Brokers	70,009
Consumer Lending	58,328
Custom Computer Programming Services	53,330
All Other Insurance Related Activities	48,091
Administrative Management and General Management Consulting Services	46,971
Software Publishers	41,212
Offices of Real Estate Agents and Brokers	39,115
General Medical and Surgical Hospitals	36,834
Savings Institutions and Other Depository Credit Intermediation	33,981
All Other Professional, Scientific, and Technical Services	32,642
Offices of Certified Public Accountants	31,212
International, Secondary Market, and All Other Nondepository Credit Intermediation	30,162

Following Industries	Transitions
Computer Systems Design Services	30,117
All Other Miscellaneous Retailers	28,458
Other Direct Insurance (except Life, Health, and Medical) Carriers	28,439
Open-End Investment Funds	25,919
Offices of Lawyers	24,621
Computing Infrastructure Providers, Data Processing, Web Hosting, and Related Services	24,176
Miscellaneous Intermediation	24,057
Offices of Physicians (except Mental Health Specialists)	24,039
Elementary and Secondary Schools	23,706
Employment Placement Agencies	22,943
Claims Adjusting	21,719
Other Computer Related Services	21,381
Credit Card Issuing	20,360
Monetary Authorities-Central Bank	19,761
Other Financial Vehicles	18,500
Full-Service Restaurants	18,451
Other Activities Related to Credit Intermediation	18,275
Other Management Consulting Services	17,133
All Other Miscellaneous Ambulatory Health Care Services	16,610
Pharmacies and Drug Retailers	15,374
Wireless Telecommunications Carriers (except Satellite)	14,957
Web Search Portals and All Other Information Services	14,892
Engineering Services	14,642
Pharmacy Benefit Management and Other Third Party Administration of Insurance and Pension Funds	14,193

Following Industries	Transitions
Other General Government Support	13,903
Other Activities Related to Real Estate	13,436
Clothing and Clothing Accessories Retailers	12,965
All Other Personal Services	12,208
Limited-Service Restaurants	11,816
Other Accounting Services	11,361
Home Health Care Services	11,198
Office Administrative Services	11,107
Hotels (except Casino Hotels) and Motels	10,892
Offices of Other Holding Companies	10,633
Temporary Help Services	10,594
Pharmaceutical Preparation Manufacturing	10,466
Marketing Consulting Services	10,341
Fitness and Recreational Sports Centers	9,738
Sales Financing	9,613
All Other Support Services	9,427
Lessors of Residential Buildings and Dwellings	9,124
Supermarkets and Other Grocery (except Convenience) Stores	9,112
Department Stores	9,047
Automobile and Light Duty Motor Vehicle Manufacturing	8,972
Securities and Commodity Exchanges	8,841
Direct Title Insurance Carriers	8,790
National Security	8,699
Offices of Bank Holding Companies	8,662
Other Scientific and Technical Consulting Services	8,636
Nonresidential Property Managers	8,546

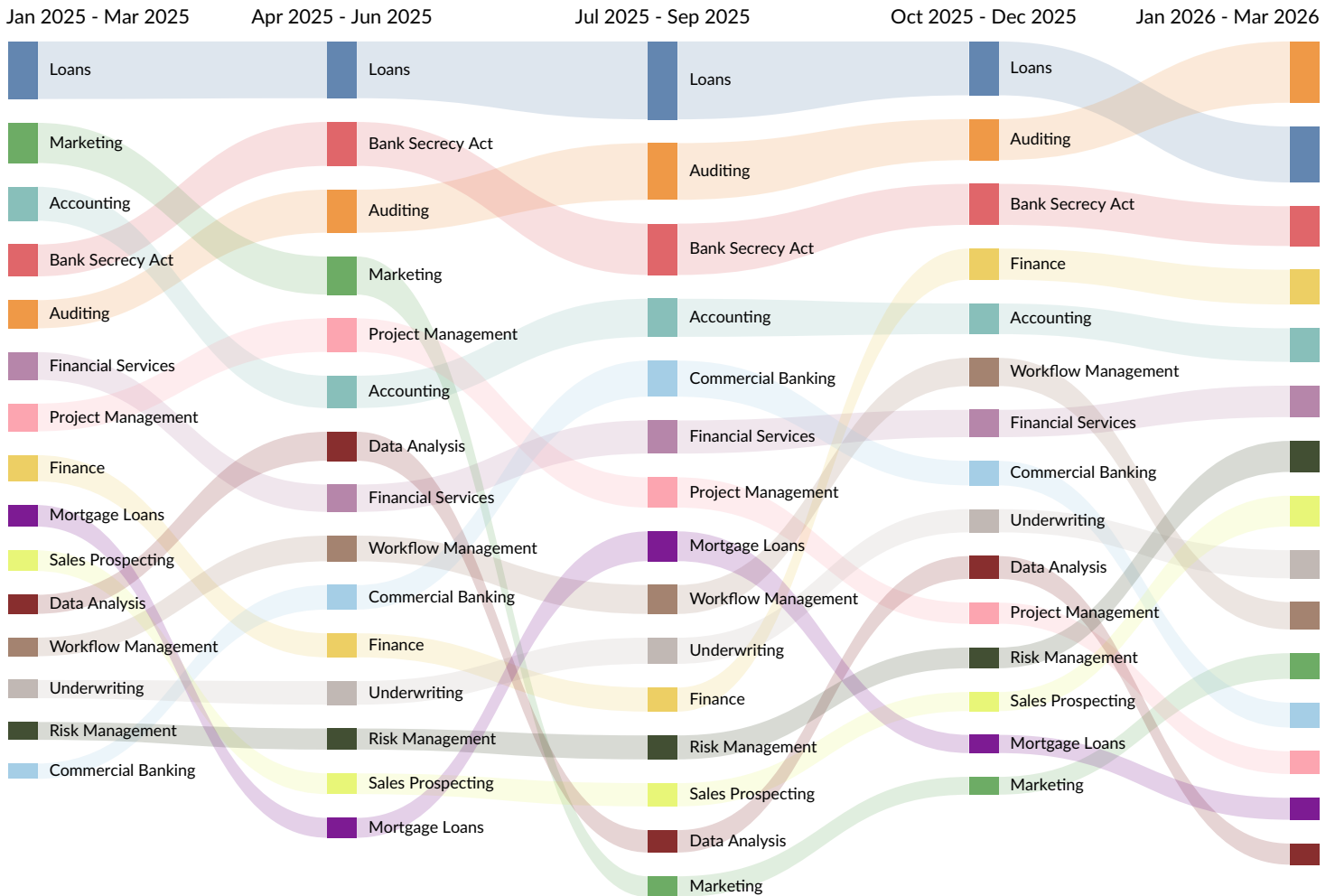
Following Industries	Transitions
Gasoline Stations with Convenience Stores	8,328
All Other Business Support Services	8,182
Warehouse Clubs and Supercenters	8,106
Payroll Services	8,104
Commercial and Institutional Building Construction	8,017
Electronic Computer Manufacturing	7,888
Scheduled Passenger Air Transportation	7,878
Electrical Contractors and Other Wiring Installation Contractors	7,825
Advertising Agencies	7,160
Lessors of Nonresidential Buildings (except Miniwarehouses)	7,009
Other Individual and Family Services	6,795
Residential Property Managers	6,754
Junior Colleges	6,586
Research and Development in the Physical, Engineering, and Life Sciences (except Nanotechnology and Biotechnology)	6,308
Wholesale Trade Agents and Brokers	6,153
Motion Picture and Video Production	6,045
Plumbing, Heating, and Air-Conditioning Contractors	5,961
Religious Organizations	5,893
Computer Terminal and Other Computer Peripheral Equipment Manufacturing	5,708
Couriers and Express Delivery Services	5,680
Electronics and Appliance Retailers	5,676
Offices of All Other Miscellaneous Health Practitioners	5,630
Surgical and Medical Instrument Manufacturing	5,386
Telecommunications Resellers	5,381

Following Industries	Transitions
Media Streaming Distribution Services, Social Networks, and Other Media Networks and Content Providers	5,370
Freight Transportation Arrangement	5,341

# What skills are they posting for?

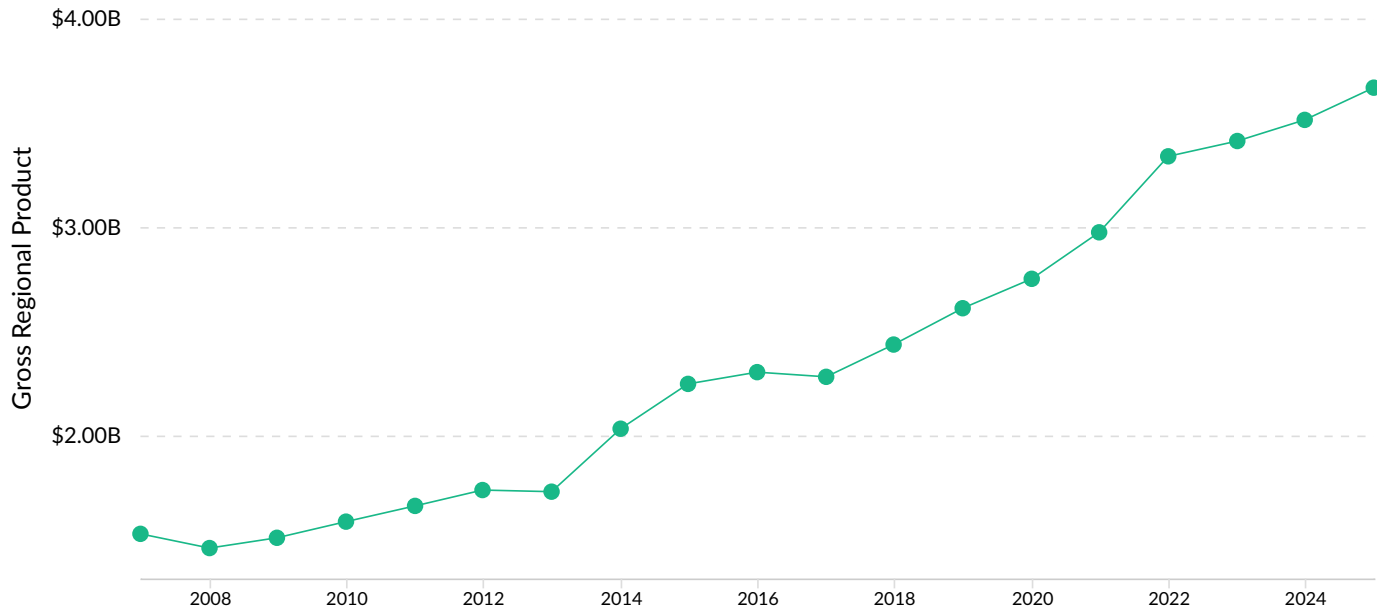
## Top 15 Skills for All Job Types Sought by Your Selected Companies by Quarter

Skills help us understand the direction an industry is headed.



## Gross Regional Product (GRP)

<b>\$1.9B</b>	<b>\$1.6B</b>	<b>\$211.9M</b>	<b>\$3.7B</b>
Earnings (2025)	Property Income (2025)	Taxes (2025)	Total GRP (2025)



## Industry Requirements

Purchases from	In-region Purchases	Imported Purchases	Total Purchases
Insurance Agencies and Brokerages	\$688,451,785	\$758,803	\$689,210,588
Portfolio Management and Investment Advice	\$89,343,708	\$54,503,807	\$143,847,515
Pharmacy Benefit Management and Other Third Party Administration of Insurance and Pension Funds	\$29,823,852	\$76,560,136	\$106,383,988
Commercial Banking	\$71,702,381	\$26,837,867	\$98,540,248
All Other Insurance Related Activities	\$28,402,686	\$33,031,293	\$61,433,979