

Transportation and Warehousing in Spokane County, WA



Washington

Contents

What is Lightcast Data?	1
Report Parameters	2
Workforce Map	3
Executive Summary	4
Supply (Jobs)	5
Demographic Details	7
Demand	9
What skills are they posting for?	19

What is Lightcast Data?

Lightcast data is a hybrid dataset derived from official government sources such as the US Census Bureau, Bureau of Economic Analysis, and Bureau of Labor Statistics. Leveraging the unique strengths of each source, our data modeling team creates an authoritative dataset that captures more than 99% of all workers in the United States. This core offering is then enriched with data from online social profiles, resumés, and job postings to give you a complete view of the workforce.

Lightcast data is frequently cited in major publications such as *The Atlantic*, *Forbes*, *Harvard Business Review*, *The New York Times*, *The Wall Street Journal*, and *USA Today*.



Report Parameters

1 Industry

48 Transportation and Warehousing

1 County

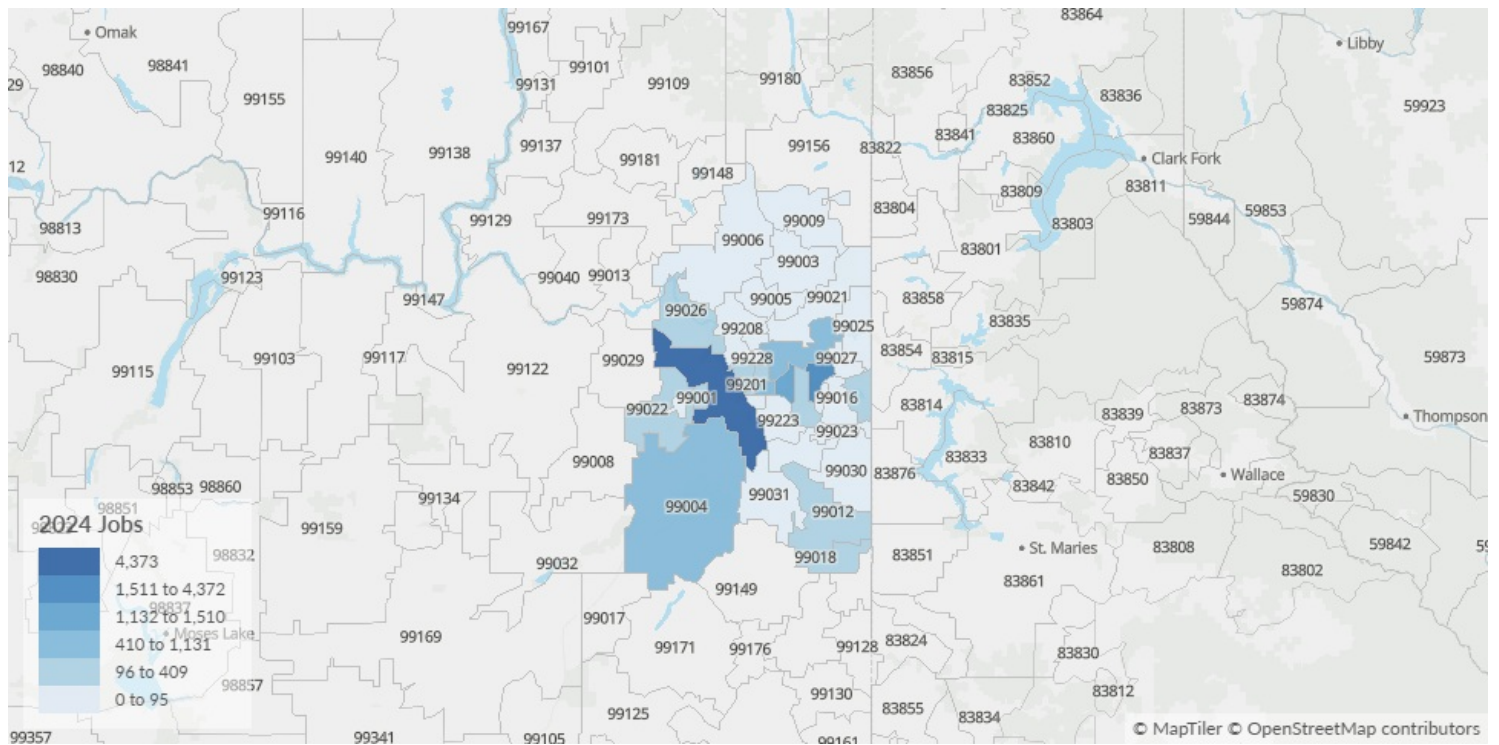
53063 Spokane County, WA

Class of Worker

QCEW Employees and Self-Employed

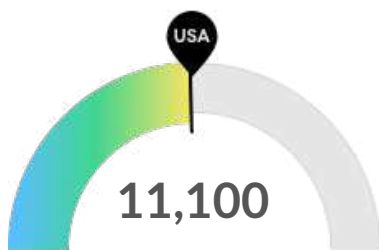
The information in this report pertains to the chosen industry and geographical area.

Workforce Map



Executive Summary

Average Hiring Competition Over an Average Supply of Regional Talent



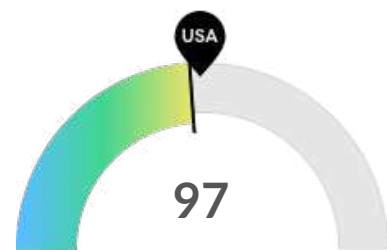
Supply (Jobs)

Spokane County, WA is about average for this kind of talent. The national average for an area this size is 11,330* employees, while there are 11,100 here.



Earnings Per Job

Earnings per job are below the national average. Earnings per jobs is the total industry earnings divided by the number of jobs in the industry.



Demand (Job Postings)

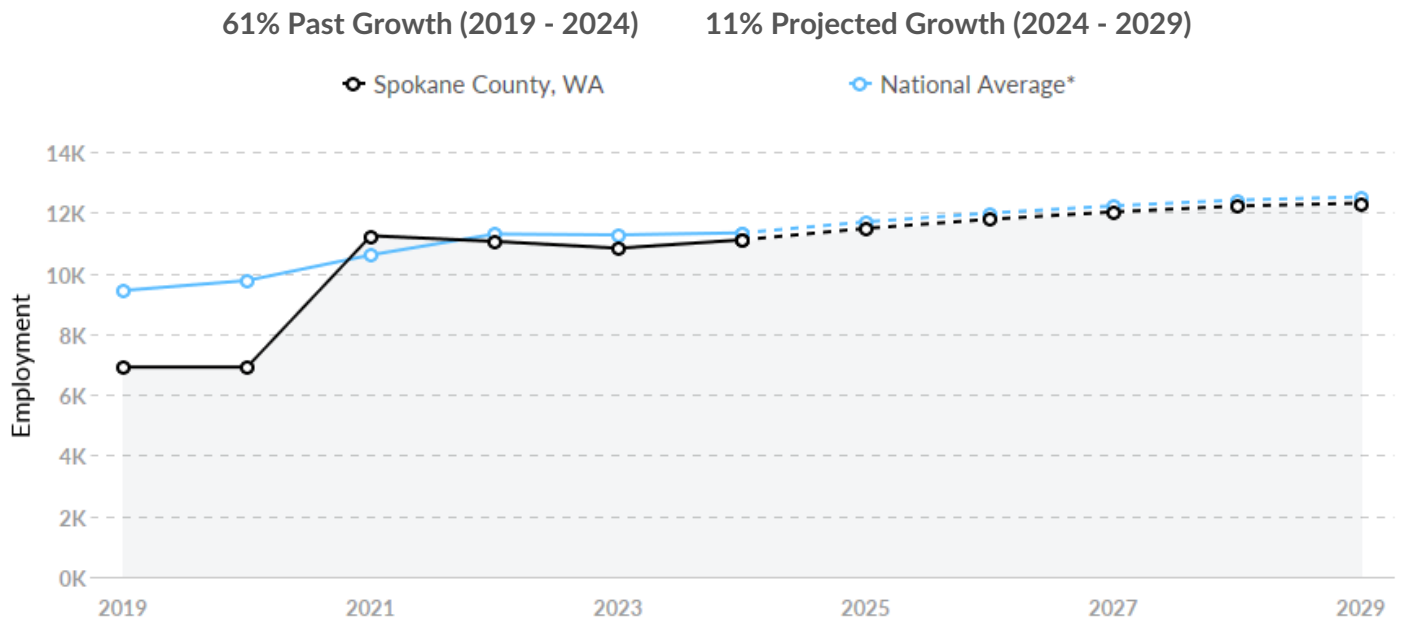
Competition from online job postings is about average in Spokane County, WA. The national average for an area this size is 103* job postings/mo, while there are 97 here.

*National average values are derived by taking the national value for Transportation and Warehousing and scaling it down to account for the difference in overall workforce size between the nation and Spokane County, WA. In other words, the values represent the national average adjusted for region size.

Supply (Jobs)

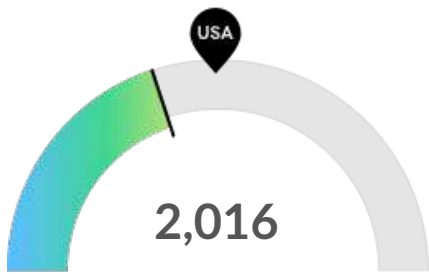
Supply Is About Equal to the National Average

The regional vs. national average employment helps you understand if the supply of Transportation and Warehousing is a strength or weakness for Spokane County, WA, and how it is changing relative to the nation. An average area of this size would have 11,330* employees, while there are 11,100 here. The gap between expected and actual employment is projected to narrow over the next 5 years.



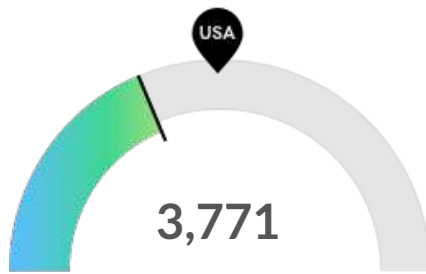
*National average values are derived by taking the national value for Transportation and Warehousing and scaling it down to account for the difference in overall workforce size between the nation and Spokane County, WA. In other words, the values represent the national average adjusted for region size.

Retirement Risk Is Low, While Overall Diversity Is Low



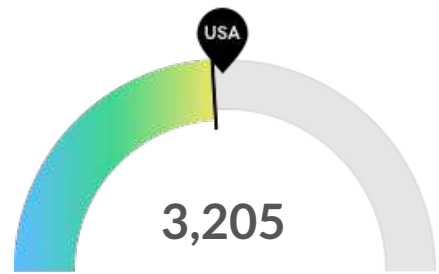
Retiring Soon

Retirement risk is low in Spokane County, WA. The national average for an area this size is 2,747* employees 55 or older, while there are 2,016 here.



Racial Diversity

Racial diversity is low in Spokane County, WA. The national average for an area this size is 5,590* racially diverse employees, while there are 3,771 here.



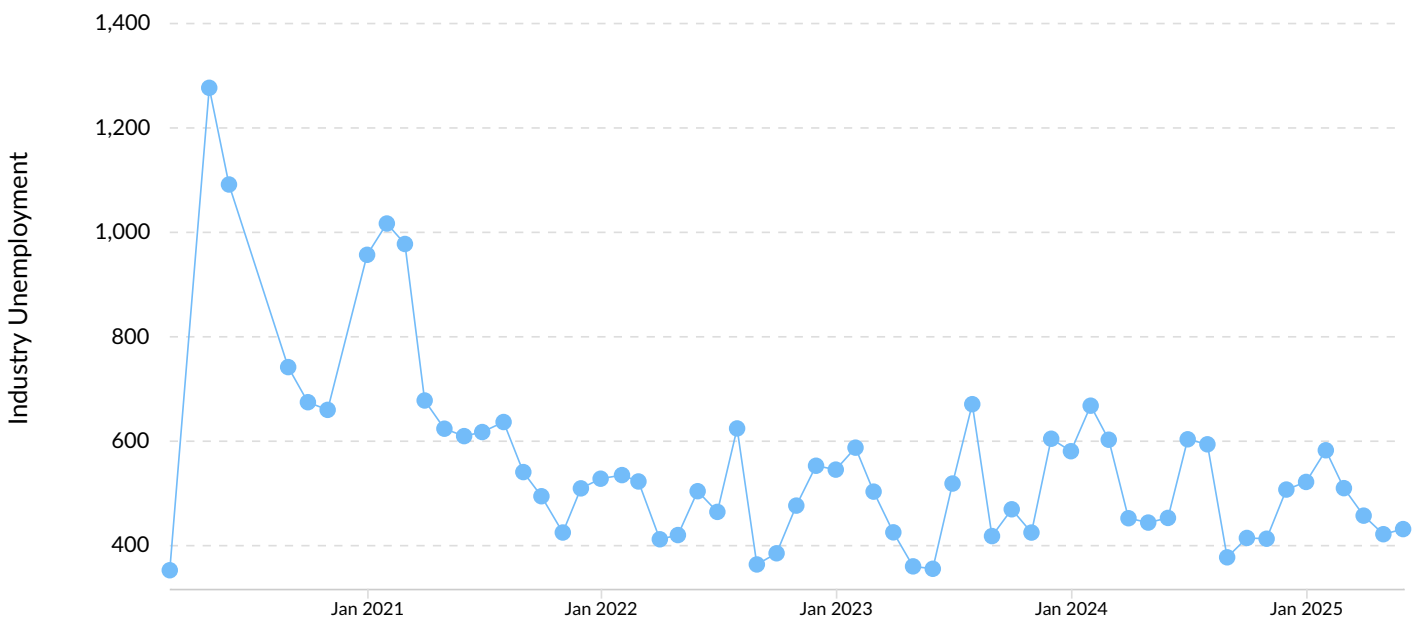
Gender Diversity

Gender diversity is about average in Spokane County, WA. The national average for an area this size is 3,387* female employees, while there are 3,205 here.

*National average values are derived by taking the national value for Transportation and Warehousing and scaling it down to account for the difference in overall workforce size between the nation and Spokane County, WA. In other words, the values represent the national average adjusted for region size.

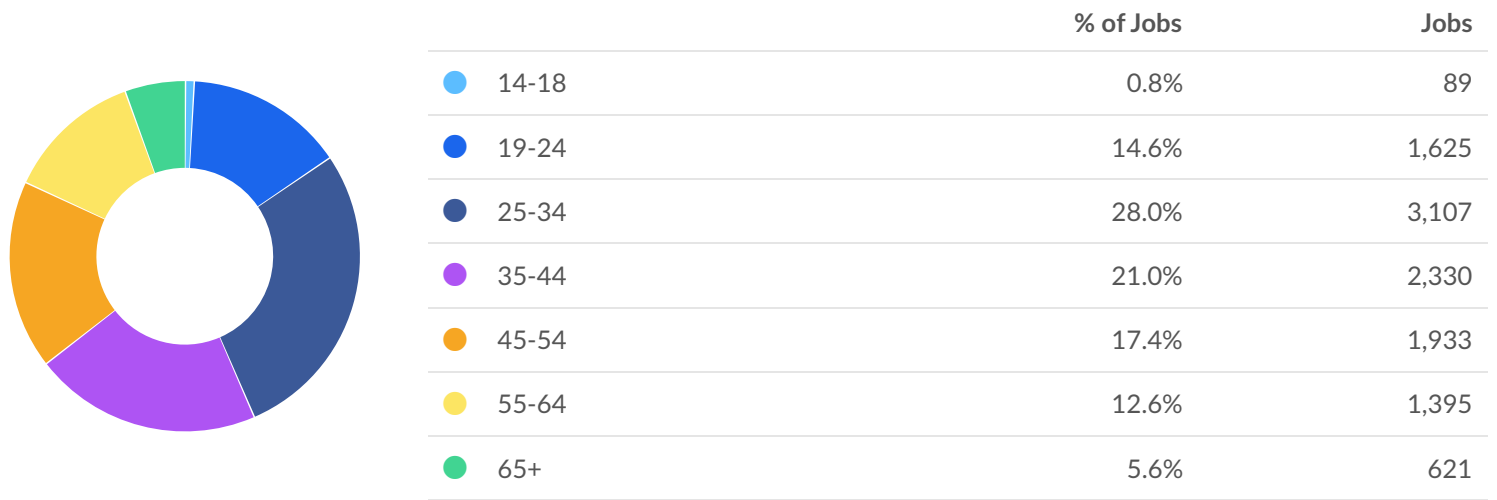
Unemployment Rate Trends

Unemployment shown at the 2-digit sector level.

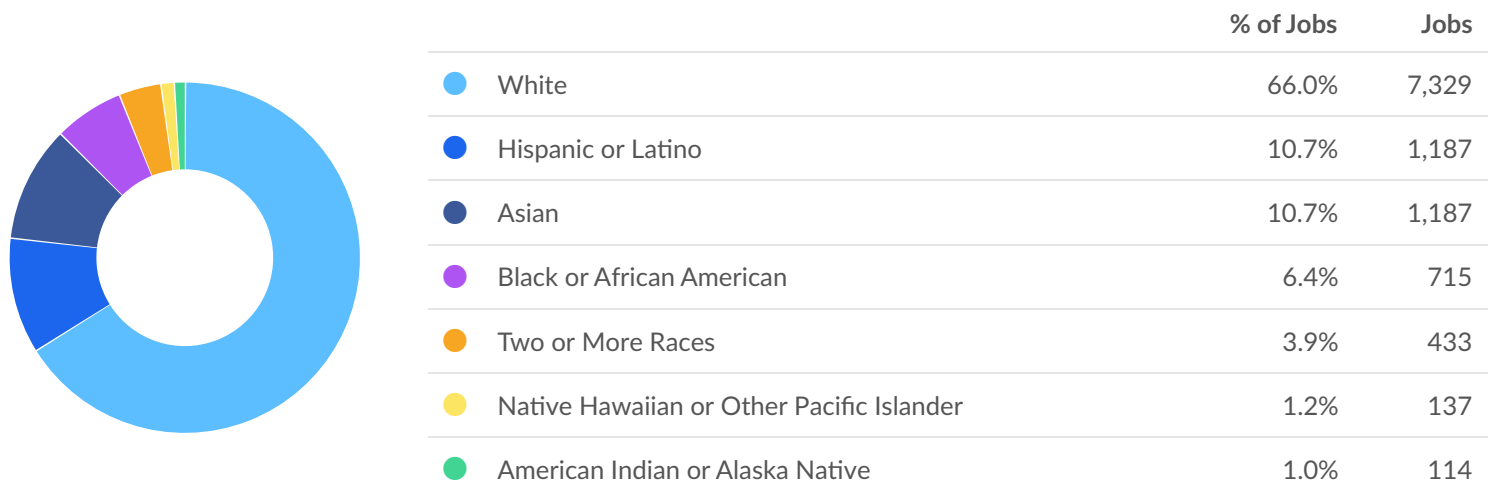


Demographic Details

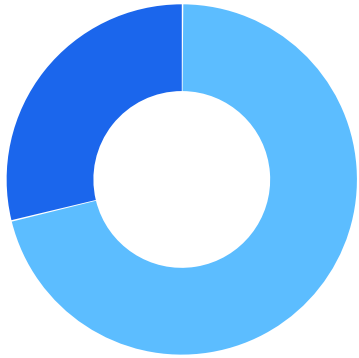
Industry Age Breakdown



Industry Race/Ethnicity Breakdown

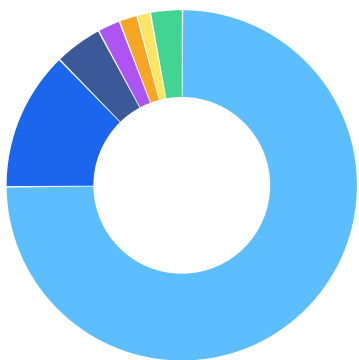


Industry Gender Breakdown



	% of Jobs	Jobs
● Males	71.1%	7,895
● Females	28.9%	3,205

Most Jobs are Found in the Transportation and Material Moving Occupations Industry Sector



Occupation	% of Industry in Occupation (2024)
● Transportation and Material Moving Occupations	74.8%
● Office and Administrative Support Occupations	12.9%
● Installation, Maintenance, and Repair Occupations	4.4%
● Management Occupations	2.1%
● Business and Financial Operations Occupations	1.7%
● Production Occupations	1.2%
● Other	2.9%

Demand



196 Employers Competing

All employers in the region who posted for this job over the last 12 months.



1,163 Unique Job Postings

The number of unique postings for this job over the last 12 months.



30 Day Median Duration

Posting duration is 5 days longer than what's typical in the region.

Top Companies	Unique Postings
FedEx	55
UPS	46
Spokane International Airport	42
Crete Carrier Corporation	34
Power Transport	34

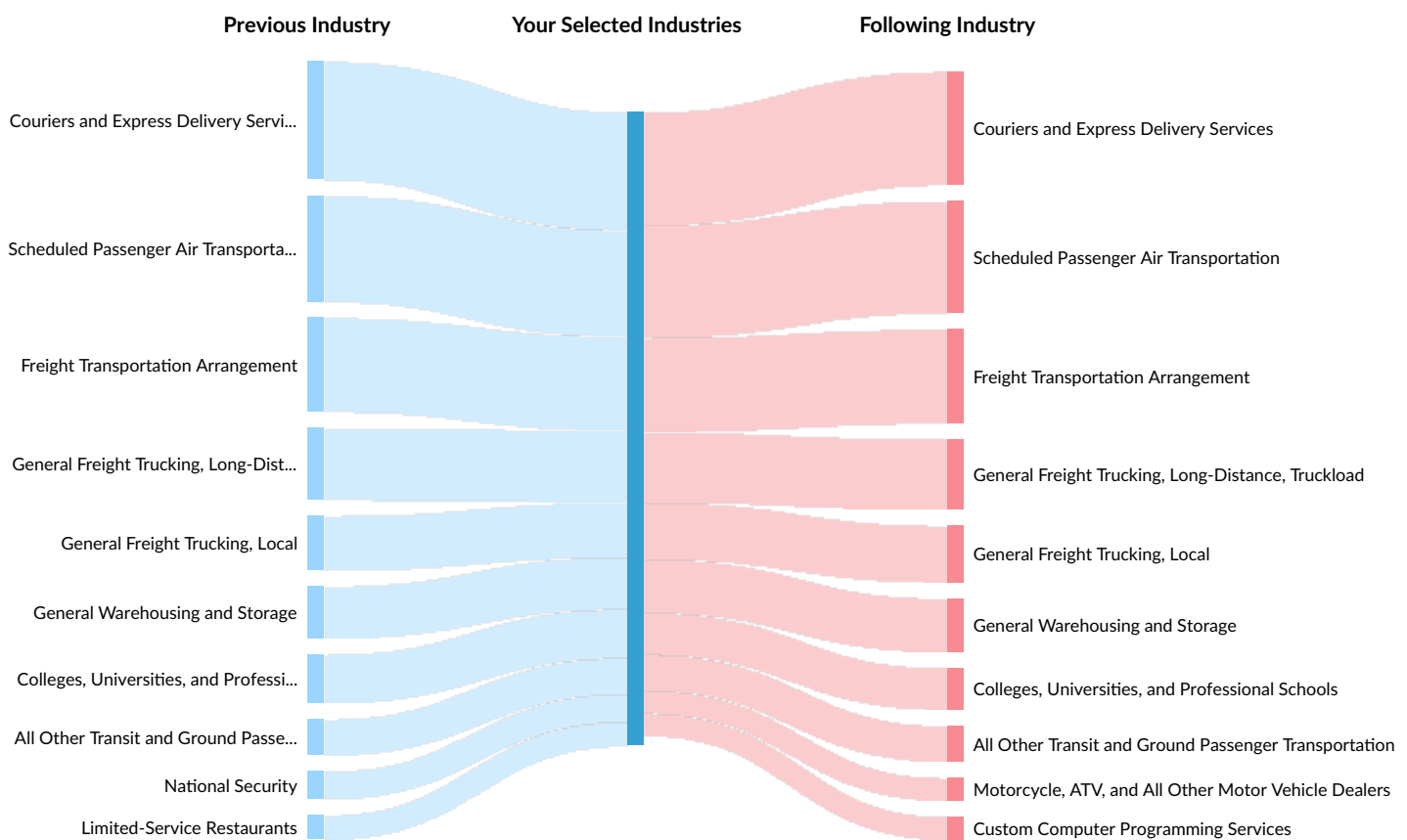
Top Job Titles	Unique Postings
CDL-A Truck Drivers	55
CDL-A Flatbed Truck Drivers	26
OTR CDL-A Truck Drivers	26
Warehouse Package Handlers	23
Delivery Drivers	22

Industry Gain and Drain

The table below analyzes the profiles of current and past people in your selected industries. The left column shows job transitions from other industries to your selected industries. The right column shows job transitions from your selected industries to other industries.

Please note, results are only available at the national level and the 6-digit NAICS level. Also your selection has been limited to 100 industries.

The following represents the job transitions of employees in your selected industries in the United States:



Previous Industries	Transitions
Couriers and Express Delivery Services	98,803
Scheduled Passenger Air Transportation	88,549
Freight Transportation Arrangement	78,504
General Freight Trucking, Long-Distance, Truckload	60,099

Previous Industries	Transitions
General Freight Trucking, Local	45,610
General Warehousing and Storage	43,424
Colleges, Universities, and Professional Schools	40,716
All Other Transit and Ground Passenger Transportation	30,126
National Security	23,157
Limited-Service Restaurants	20,309
Motorcycle, ATV, and All Other Motor Vehicle Dealers	19,062
Full-Service Restaurants	18,825
Postal Service	18,797
Custom Computer Programming Services	18,274
Line-Haul Railroads	18,193
Other Support Activities for Air Transportation	17,744
Local Messengers and Local Delivery	17,265
All Other General Merchandise Retailers	16,969
Clothing and Clothing Accessories Retailers	14,560
Pipeline Transportation of Natural Gas	14,117
Other Airport Operations	13,539
Commercial Banking	13,430
Supermarkets and Other Grocery (except Convenience) Stores	12,373
Elementary and Secondary Schools	12,318
Specialized Freight (except Used Goods) Trucking, Long-Distance	11,563
General Freight Trucking, Long-Distance, Less Than Truckload	11,504
Scheduled Freight Air Transportation	10,655
All Other Professional, Scientific, and Technical Services	10,547
Engineering Services	9,459

Previous Industries	Transitions
Hotels (except Casino Hotels) and Motels	8,918
General Medical and Surgical Hospitals	8,721
Employment Placement Agencies	8,426
Used Household and Office Goods Moving	8,110
Refrigerated Warehousing and Storage	8,074
All Other Support Activities for Transportation	7,911
Administrative Management and General Management Consulting Services	7,882
Other Urban Transit Systems	7,739
Software Publishers	7,327
Temporary Help Services	7,136
Computer Systems Design Services	6,874
Home Centers	6,830
Aircraft Manufacturing	6,601
Offices of Real Estate Agents and Brokers	6,540
Other Support Activities for Road Transportation	6,530
Computing Infrastructure Providers, Data Processing, Web Hosting, and Related Services	6,523
Wired Telecommunications Carriers	6,447
Nonscheduled Chartered Passenger Air Transportation	6,429
Offices of Physicians (except Mental Health Specialists)	6,139
Deep Sea Passenger Transportation	6,099
Marine Cargo Handling	6,086
Other General Government Support	5,918
Other Computer Related Services	5,725
School and Employee Bus Transportation	5,690
Mixed Mode Transit Systems	5,373

Previous Industries	Transitions
Other Nonscheduled Air Transportation	5,367
Insurance Agencies and Brokerages	5,302
Other Warehousing and Storage	5,244
Specialized Freight (except Used Goods) Trucking, Local	5,241
Department Stores	5,215
Automobile and Light Duty Motor Vehicle Manufacturing	5,103
Port and Harbor Operations	5,071
Offices of Lawyers	5,068
Offices of Certified Public Accountants	4,886
Direct Property and Casualty Insurance Carriers	4,823
Process, Physical Distribution, and Logistics Consulting Services	4,622
Security Guards and Patrol Services	4,471
Plumbing, Heating, and Air-Conditioning Contractors	4,460
All Other Personal Services	4,261
Other Management Consulting Services	4,219
Electronics and Appliance Retailers	4,185
Marketing Consulting Services	4,121
Special Needs Transportation	4,115
Bus and Other Motor Vehicle Transit Systems	3,952
Pharmacies and Drug Retailers	3,921
Junior Colleges	3,857
Support Activities for Rail Transportation	3,848
Fitness and Recreational Sports Centers	3,783
General Line Grocery Merchant Wholesalers	3,758
Commercial and Institutional Building Construction	3,756

Previous Industries	Transitions
Nonscheduled Chartered Freight Air Transportation	3,748
Commuter Rail Systems	3,723
Direct Health and Medical Insurance Carriers	3,720
Direct Life Insurance Carriers	3,626
Flight Training	3,604
All Other Miscellaneous Retailers	3,510
New Car Dealers	3,359
Scenic and Sightseeing Transportation, Water	3,311
Office Administrative Services	3,279
Portfolio Management and Investment Advice	3,186
Sporting Goods Retailers	3,166
Support Activities for Oil and Gas Operations	3,141
Wholesale Trade Agents and Brokers	3,125
Electrical Contractors and Other Wiring Installation Contractors	3,085
Other Miscellaneous Durable Goods Merchant Wholesalers	2,954
Advertising Agencies	2,954
Gasoline Stations with Convenience Stores	2,928
Deep Sea Freight Transportation	2,844
Home Health Care Services	2,831
Web Search Portals and All Other Information Services	2,824
Electronic Computer Manufacturing	2,817
Following Industries	Transitions
Couriers and Express Delivery Services	94,721
Scheduled Passenger Air Transportation	93,636
Freight Transportation Arrangement	78,743

Following Industries	Transitions
General Freight Trucking, Long-Distance, Truckload	58,632
General Freight Trucking, Local	47,421
General Warehousing and Storage	44,738
Colleges, Universities, and Professional Schools	34,820
All Other Transit and Ground Passenger Transportation	30,015
Motorcycle, ATV, and All Other Motor Vehicle Dealers	19,090
Custom Computer Programming Services	19,076
Postal Service	18,885
Line-Haul Railroads	18,395
Local Messengers and Local Delivery	17,210
Other Support Activities for Air Transportation	16,713
Pipeline Transportation of Natural Gas	14,453
Commercial Banking	14,103
Elementary and Secondary Schools	13,108
Full-Service Restaurants	12,672
All Other General Merchandise Retailers	12,620
Other Airport Operations	12,329
Engineering Services	12,253
General Freight Trucking, Long-Distance, Less Than Truckload	12,042
General Medical and Surgical Hospitals	11,831
Specialized Freight (except Used Goods) Trucking, Long-Distance	11,654
All Other Professional, Scientific, and Technical Services	11,240
Limited-Service Restaurants	10,633
Clothing and Clothing Accessories Retailers	10,482
National Security	9,924

Following Industries	Transitions
Aircraft Manufacturing	9,362
Administrative Management and General Management Consulting Services	9,002
Software Publishers	8,725
Employment Placement Agencies	8,598
Offices of Real Estate Agents and Brokers	8,556
All Other Support Activities for Transportation	8,501
Computing Infrastructure Providers, Data Processing, Web Hosting, and Related Services	8,305
Supermarkets and Other Grocery (except Convenience) Stores	8,131
Refrigerated Warehousing and Storage	8,131
Used Household and Office Goods Moving	8,002
Scheduled Freight Air Transportation	7,995
Other Urban Transit Systems	7,429
Offices of Physicians (except Mental Health Specialists)	7,379
Computer Systems Design Services	7,094
Hotels (except Casino Hotels) and Motels	6,886
Temporary Help Services	6,833
Marine Cargo Handling	6,790
Other Support Activities for Road Transportation	6,770
Insurance Agencies and Brokerages	6,732
Nonscheduled Chartered Passenger Air Transportation	6,338
Other Computer Related Services	6,317
Deep Sea Passenger Transportation	6,144
Automobile and Light Duty Motor Vehicle Manufacturing	5,937
Other General Government Support	5,852
School and Employee Bus Transportation	5,713

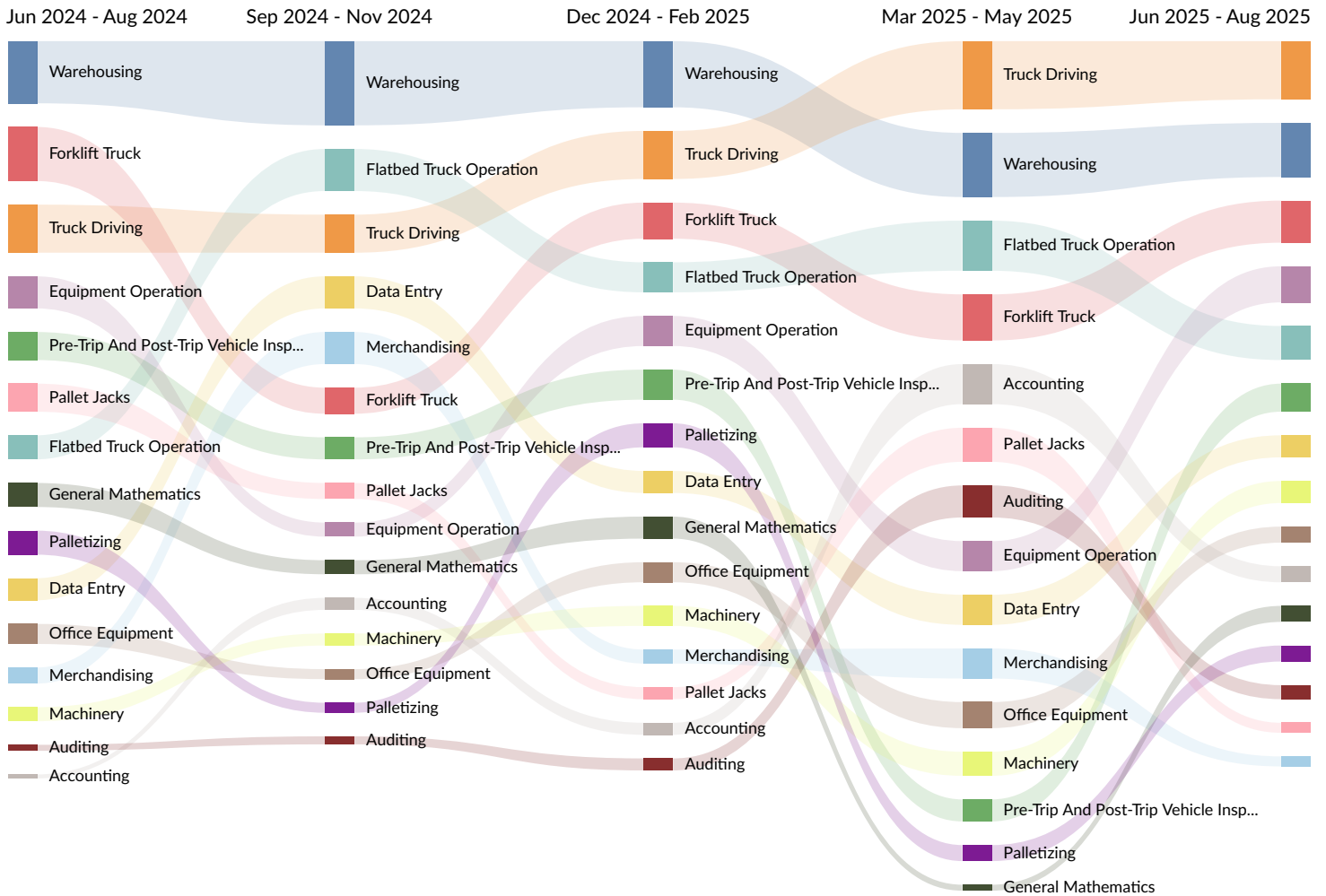
Following Industries	Transitions
Specialized Freight (except Used Goods) Trucking, Local	5,559
Wired Telecommunications Carriers	5,431
Mixed Mode Transit Systems	5,377
Home Centers	5,341
Offices of Certified Public Accountants	5,275
Direct Property and Casualty Insurance Carriers	5,203
Port and Harbor Operations	5,183
Offices of Lawyers	5,083
Other Warehousing and Storage	5,064
Process, Physical Distribution, and Logistics Consulting Services	4,884
Other Management Consulting Services	4,790
Other Nonscheduled Air Transportation	4,740
Direct Health and Medical Insurance Carriers	4,597
Portfolio Management and Investment Advice	4,541
Plumbing, Heating, and Air-Conditioning Contractors	4,458
Special Needs Transportation	4,398
All Other Personal Services	4,390
Security Guards and Patrol Services	4,358
Marketing Consulting Services	4,354
Direct Life Insurance Carriers	4,202
General Line Grocery Merchant Wholesalers	4,161
Commercial and Institutional Building Construction	4,101
Bus and Other Motor Vehicle Transit Systems	3,968
Junior Colleges	3,903
Office Administrative Services	3,826

Following Industries	Transitions
Commuter Rail Systems	3,718
Investment Banking and Securities Intermediation	3,692
Support Activities for Rail Transportation	3,686
Nonscheduled Chartered Freight Air Transportation	3,678
All Other Miscellaneous Retailers	3,591
Wholesale Trade Agents and Brokers	3,553
Pharmacies and Drug Retailers	3,553
Pharmaceutical Preparation Manufacturing	3,491
Electrical Contractors and Other Wiring Installation Contractors	3,461
Scenic and Sightseeing Transportation, Water	3,252
Home Health Care Services	3,170
New Car Dealers	3,148
Other Miscellaneous Durable Goods Merchant Wholesalers	3,118
All Other Support Services	3,026
Fitness and Recreational Sports Centers	3,013
Electronics and Appliance Retailers	3,008
Deep Sea Freight Transportation	2,898
Advertising Agencies	2,885
Financial Transactions Processing, Reserve, and Clearinghouse Activities	2,879
Department Stores	2,805
Electronic Computer Manufacturing	2,754
Motor Vehicle Towing	2,717

What skills are they posting for?

Top 15 Skills for All Job Types Sought by Your Selected Companies by Quarter

Skills help us understand the direction an industry is headed.



Gross Regional Product (GRP)

\$974.2M

Earnings (2024)

\$285.1M

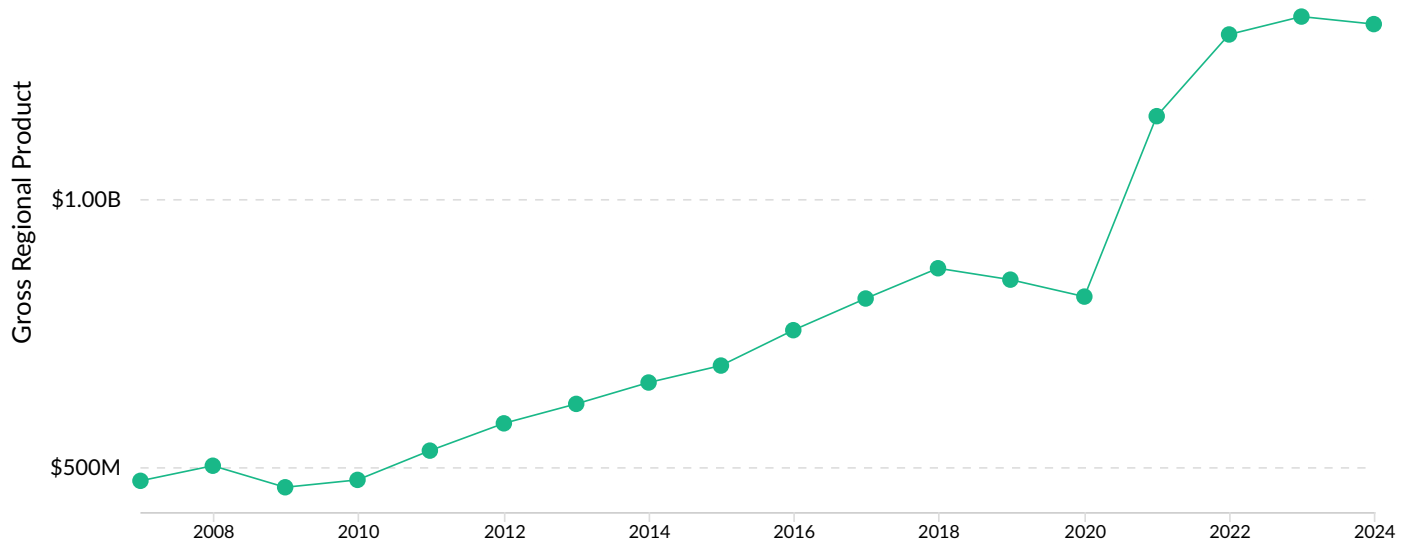
Property Income (2024)

\$66.9M

Taxes (2024)

\$1.3B

Total GRP (2024)



Industry Requirements

Purchases from	In-region Purchases	Imported Purchases	Total Purchases
Petroleum Refineries	\$78,153,851	\$19,537	\$78,173,387
Freight Transportation Arrangement	\$11,932,124	\$31,081,658	\$43,013,782
Couriers and Express Delivery Services	\$34,127,787	\$2,211,843	\$36,339,630
General Warehousing and Storage	\$31,866,206	\$1,075,172	\$32,941,378
Corporate, Subsidiary, and Regional Managing Offices	\$19,931,074	\$7,474,581	\$27,405,655