

Manufacturing in Spokane County, WA



Washington

Contents

What is Lightcast Data?	1
Report Parameters	2
Workforce Map	3
Executive Summary	4
Supply (Jobs)	5
Demographic Details	7
Demand	9
What skills are they posting for?	20

What is Lightcast Data?

Lightcast data is a hybrid dataset derived from official government sources such as the US Census Bureau, Bureau of Economic Analysis, and Bureau of Labor Statistics. Leveraging the unique strengths of each source, our data modeling team creates an authoritative dataset that captures more than 99% of all workers in the United States. This core offering is then enriched with data from online social profiles, resumés, and job postings to give you a complete view of the workforce.

Lightcast data is frequently cited in major publications such as *The Atlantic*, *Forbes*, *Harvard Business Review*, *The New York Times*, *The Wall Street Journal*, and *USA Today*.

 The Atlantic Forbes Harvard Business Review The New York Times WSJ USA TODAY

Report Parameters

1 Industry

31 Manufacturing

1 County

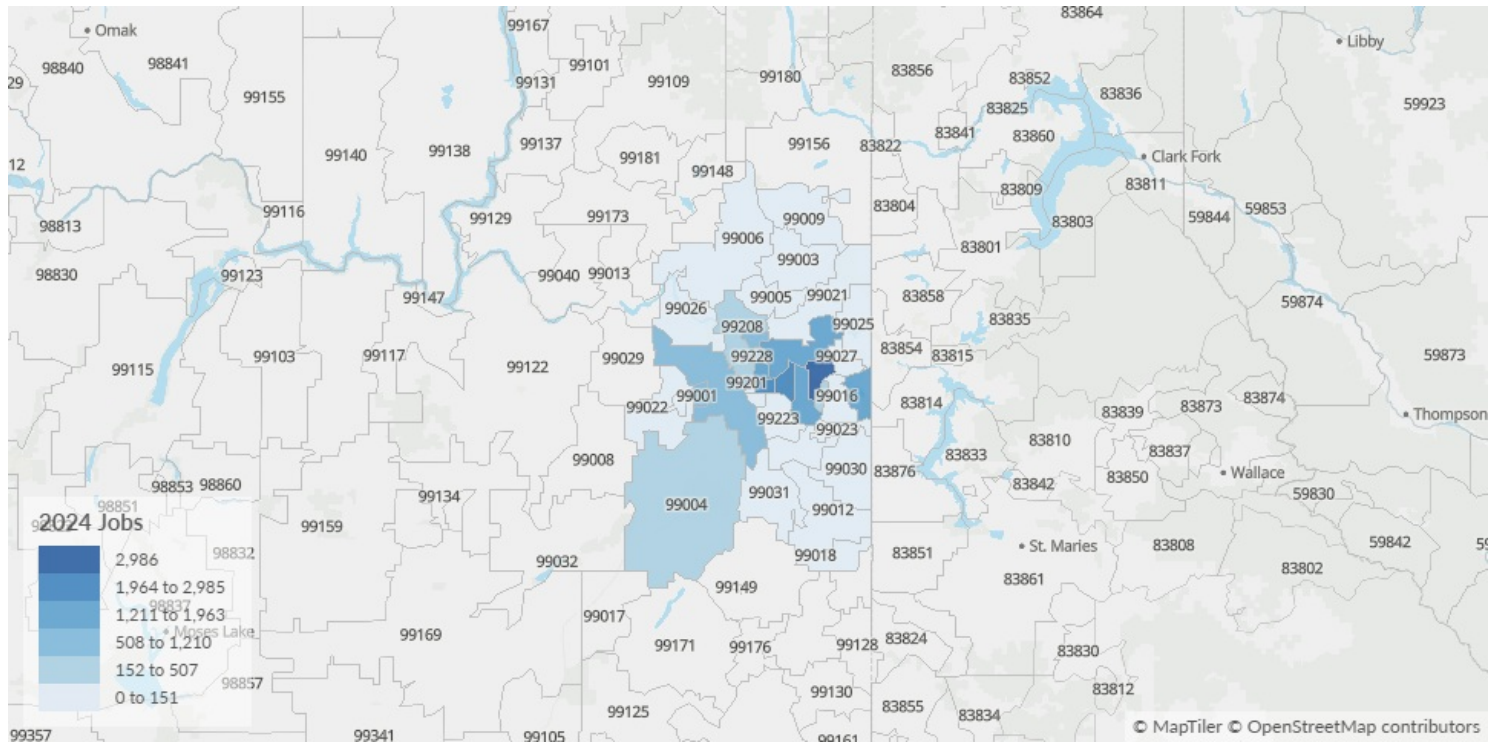
53063 Spokane County, WA

Class of Worker

QCEW Employees and Self-Employed

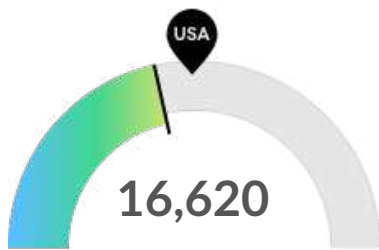
The information in this report pertains to the chosen industry and geographical area.

Workforce Map



Executive Summary

Average Hiring Competition Over a Thin Supply of Regional Talent



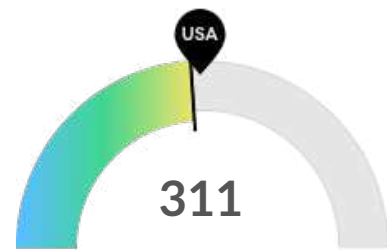
Supply (Jobs)

Spokane County, WA is not a hotspot for this kind of talent. The national average for an area this size is 20,424* employees, while there are 16,620 here.



Earnings Per Job

Earnings per job are below the national average. Earnings per jobs is the total industry earnings divided by the number of jobs in the industry.



Demand (Job Postings)

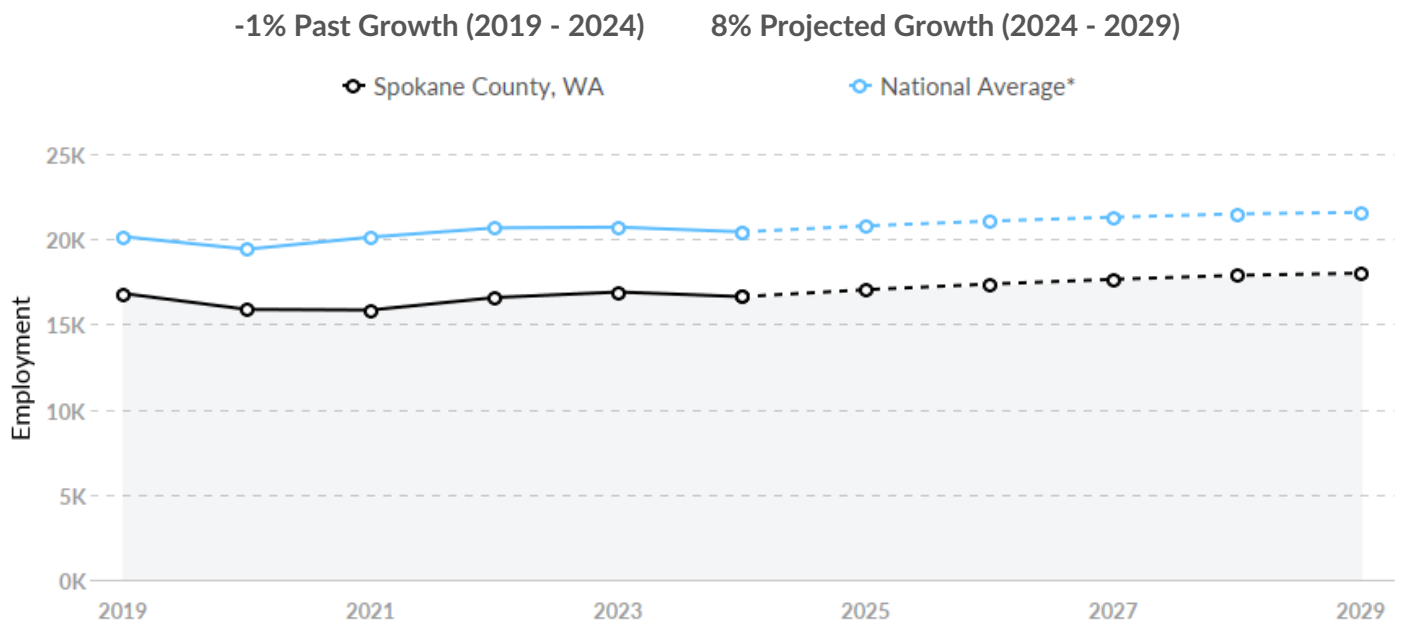
Competition from online job postings is about average in Spokane County, WA. The national average for an area this size is 329* job postings/mo, while there are 311 here.

*National average values are derived by taking the national value for Manufacturing and scaling it down to account for the difference in overall workforce size between the nation and Spokane County, WA. In other words, the values represent the national average adjusted for region size.

Supply (Jobs)

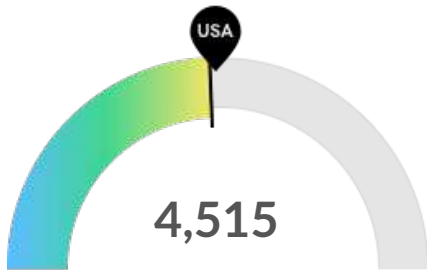
Supply Is Lower Than the National Average

The regional vs. national average employment helps you understand if the supply of Manufacturing is a strength or weakness for Spokane County, WA, and how it is changing relative to the nation. An average area of this size would have 20,424* employees, while there are 16,620 here. This lower than expected supply may make it more difficult to find candidates. The gap between expected and actual employment is expected to remain roughly the same over the next 5 years.



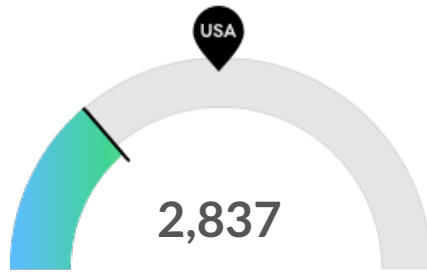
*National average values are derived by taking the national value for Manufacturing and scaling it down to account for the difference in overall workforce size between the nation and Spokane County, WA. In other words, the values represent the national average adjusted for region size.

Retirement Risk Is About Average, While Overall Diversity Is Low



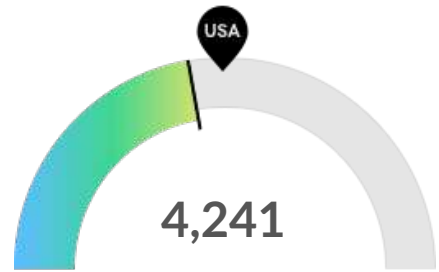
Retiring Soon

Retirement risk is about average in Spokane County, WA. The national average for an area this size is 4,679* employees 55 or older, while there are 4,515 here.



Racial Diversity

Racial diversity is low in Spokane County, WA. The national average for an area this size is 6,134* racially diverse employees, while there are 2,837 here.



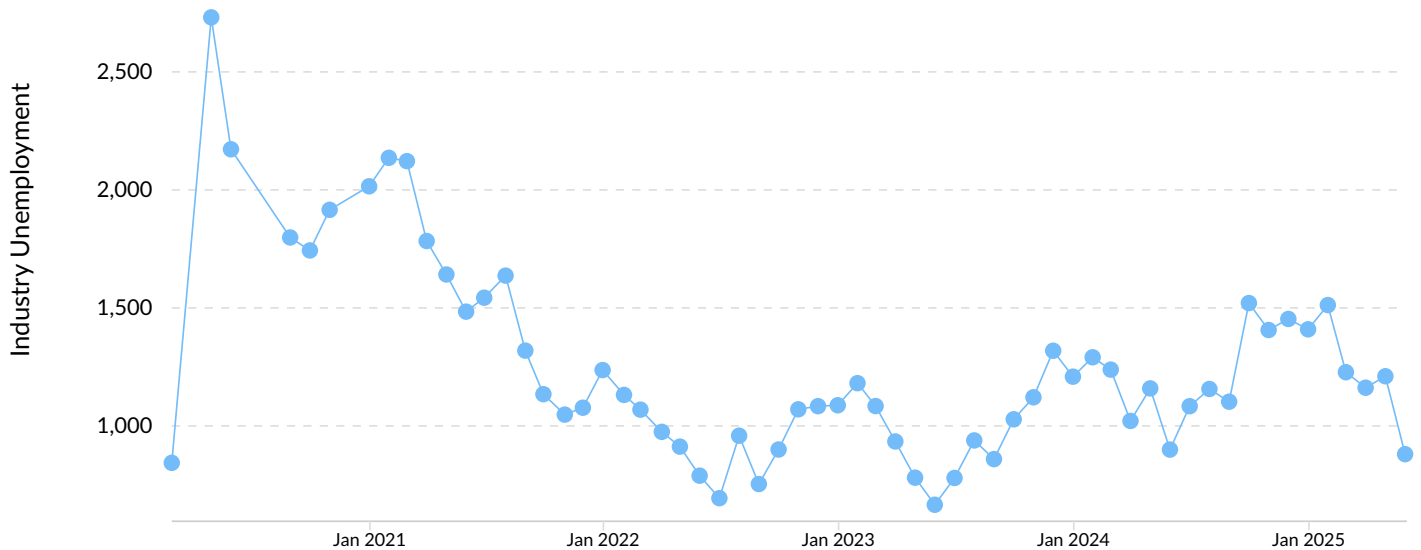
Gender Diversity

Gender diversity is low in Spokane County, WA. The national average for an area this size is 5,002* female employees, while there are 4,241 here.

*National average values are derived by taking the national value for Manufacturing and scaling it down to account for the difference in overall workforce size between the nation and Spokane County, WA. In other words, the values represent the national average adjusted for region size.

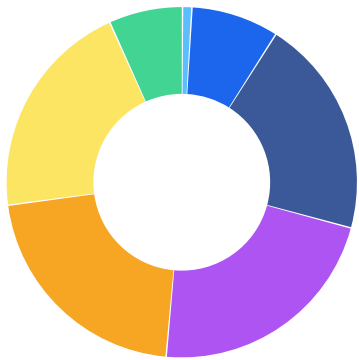
Unemployment Rate Trends

Unemployment shown at the 2-digit sector level.



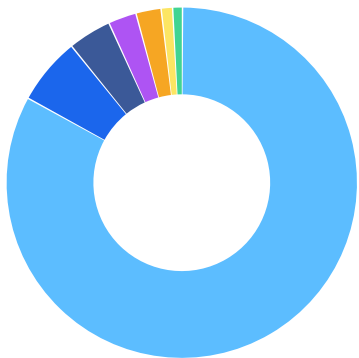
Demographic Details

Industry Age Breakdown



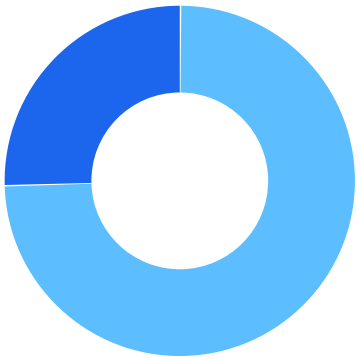
	% of Jobs	Jobs
14-18	0.9%	143
19-24	8.1%	1,344
25-34	20.2%	3,355
35-44	22.2%	3,694
45-54	21.5%	3,569
55-64	20.4%	3,384
65+	6.8%	1,131

Industry Race/Ethnicity Breakdown



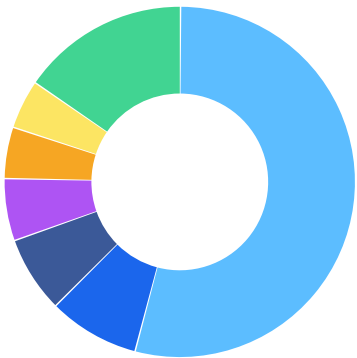
	% of Jobs	Jobs
White	82.9%	13,782
Hispanic or Latino	6.2%	1,029
Asian	4.0%	664
Two or More Races	2.6%	432
Black or African American	2.3%	386
American Indian or Alaska Native	1.1%	175
Native Hawaiian or Other Pacific Islander	0.9%	150

Industry Gender Breakdown



	% of Jobs	Jobs
● Males	74.5%	12,379
● Females	25.5%	4,241

Most Jobs are Found in the Production Occupations Industry Sector



Occupation	% of Industry in Occupation (2024)
● Production Occupations	54.0%
● Transportation and Material Moving Occupations	8.4%
● Office and Administrative Support Occupations	7.1%
● Installation, Maintenance, and Repair Occupations	5.7%
● Architecture and Engineering Occupations	4.7%
● Business and Financial Operations Occupations	4.5%
● Other	15.5%

Demand



453 Employers Competing

All employers in the region who posted for this job over the last 12 months.



3,730 Unique Job Postings

The number of unique postings for this job over the last 12 months.



27 Day Median Duration

Posting duration is 2 days longer than what's typical in the region.

Top Companies	Unique Postings
Jubilant Hollisterstier	157
Pioneer Human Services	117
Itron	104
Apple	68
Par Pacific	68

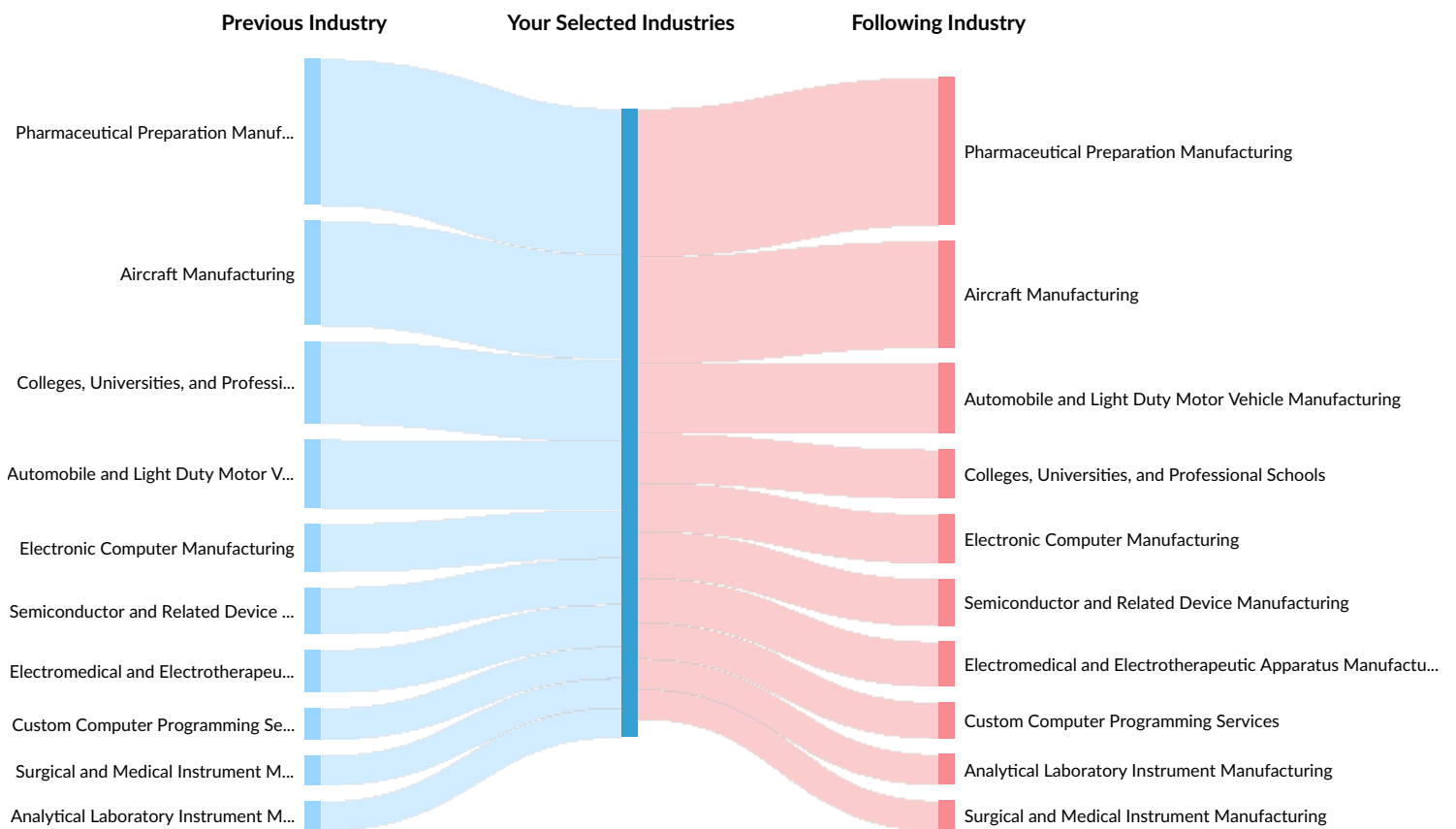
Top Job Titles	Unique Postings
Machine Operators	54
Merchandisers	46
Maintenance Technicians	40
Customer Service Associates	34
CDL-A Truck Drivers	32

Industry Gain and Drain

The table below analyzes the profiles of current and past people in your selected industries. The left column shows job transitions from other industries to your selected industries. The right column shows job transitions from your selected industries to other industries.

Please note, results are only available at the national level and the 6-digit NAICS level. Also your selection has been limited to 100 industries.

The following represents the job transitions of employees in your selected industries in the United States:



Previous Industries	Transitions
Pharmaceutical Preparation Manufacturing	499,003
Aircraft Manufacturing	356,232
Colleges, Universities, and Professional Schools	281,224
Automobile and Light Duty Motor Vehicle Manufacturing	233,057

Previous Industries	Transitions
Electronic Computer Manufacturing	163,732
Semiconductor and Related Device Manufacturing	158,926
Electromedical and Electrotherapeutic Apparatus Manufacturing	144,265
Custom Computer Programming Services	107,578
Surgical and Medical Instrument Manufacturing	100,894
Analytical Laboratory Instrument Manufacturing	100,698
Petroleum Refineries	85,975
Surgical Appliance and Supplies Manufacturing	73,658
Engineering Services	69,692
Cut and Sew Apparel Manufacturing (except Contractors)	68,174
National Security	66,941
Fruit and Vegetable Canning	62,601
Telephone Apparatus Manufacturing	60,605
All Other Miscellaneous Food Manufacturing	57,365
Biological Product (except Diagnostic) Manufacturing	52,524
All Other Professional, Scientific, and Technical Services	51,270
All Other Miscellaneous General Purpose Machinery Manufacturing	47,502
General Medical and Surgical Hospitals	47,430
Clothing and Clothing Accessories Retailers	45,509
Commercial Banking	44,314
Full-Service Restaurants	43,780
All Other Plastics Product Manufacturing	42,775
Soap and Other Detergent Manufacturing	42,444
All Other Miscellaneous Manufacturing	42,085
Computer Systems Design Services	42,002

Previous Industries	Transitions
Research and Development in the Physical, Engineering, and Life Sciences (except Nanotechnology and Biotechnology)	41,915
Software Publishers	41,338
All Other Industrial Machinery Manufacturing	41,269
Soft Drink Manufacturing	40,752
Paint and Coating Manufacturing	40,410
Limited-Service Restaurants	40,178
Commercial Printing (except Screen and Books)	39,554
Commercial and Service Industry Machinery Manufacturing	39,063
Petrochemical Manufacturing	38,441
All Other Miscellaneous Electrical Equipment and Component Manufacturing	37,885
Motorcycle, ATV, and All Other Motor Vehicle Dealers	37,218
Search, Detection, Navigation, Guidance, Aeronautical, and Nautical System and Instrument Manufacturing	36,993
Administrative Management and General Management Consulting Services	36,517
Other Motor Vehicle Parts Manufacturing	35,550
Guided Missile and Space Vehicle Manufacturing	35,427
All Other General Merchandise Retailers	34,812
Employment Placement Agencies	33,510
Aircraft Engine and Engine Parts Manufacturing	30,342
Offices of Physicians (except Mental Health Specialists)	30,339
Research and Development in Biotechnology (except Nanobiotechnology)	29,979
Adhesive Manufacturing	29,723
Other Computer Related Services	28,990
Other Aircraft Parts and Auxiliary Equipment Manufacturing	28,744

Previous Industries	Transitions
Computing Infrastructure Providers, Data Processing, Web Hosting, and Related Services	28,410
Elementary and Secondary Schools	27,734
Wholesale Trade Agents and Brokers	27,521
Supermarkets and Other Grocery (except Convenience) Stores	27,280
Offices of Certified Public Accountants	27,215
Construction Machinery Manufacturing	26,350
Instruments and Related Products Manufacturing for Measuring, Displaying, and Controlling Industrial Process Variables	26,054
Farm Machinery and Equipment Manufacturing	25,496
Temporary Help Services	25,052
All Other Basic Organic Chemical Manufacturing	24,983
Semiconductor Machinery Manufacturing	23,793
Air-Conditioning and Warm Air Heating Equipment and Commercial and Industrial Refrigeration Equipment Manufacturing	23,630
Plastics Material and Resin Manufacturing	23,549
Radio and Television Broadcasting and Wireless Communications Equipment Manufacturing	23,185
Medicinal and Botanical Manufacturing	22,441
Medical, Dental, and Hospital Equipment and Supplies Merchant Wholesalers	21,719
Motor Vehicle Electrical and Electronic Equipment Manufacturing	20,599
Toilet Preparation Manufacturing	20,493
Relay and Industrial Control Manufacturing	20,390
Major Household Appliance Manufacturing	20,386
Iron and Steel Mills and Ferroalloy Manufacturing	20,371
Motor and Generator Manufacturing	20,362

Previous Industries	Transitions
Office Administrative Services	20,187
Offices of Real Estate Agents and Brokers	20,099
Breweries	20,070
Wired Telecommunications Carriers	19,967
Breakfast Cereal Manufacturing	19,904
Drugs and Druggists' Sundries Merchant Wholesalers	19,405
Plumbing, Heating, and Air-Conditioning Contractors	19,312
Tire Manufacturing (except Retreading)	18,891
Poultry Processing	18,691
Offices of Lawyers	18,626
Other Engine Equipment Manufacturing	18,548
All Other Miscellaneous Chemical Product and Preparation Manufacturing	18,466
Corrugated and Solid Fiber Box Manufacturing	18,453
Computer Storage Device Manufacturing	18,013
Nonchocolate Confectionery Manufacturing	17,921
Marketing Consulting Services	17,659
Electronics and Appliance Retailers	17,590
Hotels (except Casino Hotels) and Motels	17,359
Couriers and Express Delivery Services	17,126
Power-Driven Handtool Manufacturing	16,944
Electrical Contractors and Other Wiring Installation Contractors	16,924
Industrial Machinery and Equipment Merchant Wholesalers	16,790
Other Miscellaneous Durable Goods Merchant Wholesalers	16,748
Other Electronic Component Manufacturing	16,502
Machine Shops	16,490

Previous Industries	Transitions
Other Management Consulting Services	16,254
Following Industries	Transitions
Pharmaceutical Preparation Manufacturing	505,218
Aircraft Manufacturing	364,348
Automobile and Light Duty Motor Vehicle Manufacturing	238,980
Colleges, Universities, and Professional Schools	167,558
Electronic Computer Manufacturing	166,485
Semiconductor and Related Device Manufacturing	159,677
Electromedical and Electrotherapeutic Apparatus Manufacturing	152,571
Custom Computer Programming Services	123,076
Analytical Laboratory Instrument Manufacturing	103,729
Surgical and Medical Instrument Manufacturing	102,362
Petroleum Refineries	84,822
Engineering Services	72,455
Surgical Appliance and Supplies Manufacturing	72,331
Cut and Sew Apparel Manufacturing (except Contractors)	65,737
Telephone Apparatus Manufacturing	60,714
Fruit and Vegetable Canning	59,729
All Other Miscellaneous Food Manufacturing	55,573
All Other Professional, Scientific, and Technical Services	51,396
Biological Product (except Diagnostic) Manufacturing	50,267
Motorcycle, ATV, and All Other Motor Vehicle Dealers	49,052
Commercial Banking	47,729
All Other Miscellaneous General Purpose Machinery Manufacturing	47,281

Following Industries	Transitions
Soap and Other Detergent Manufacturing	44,075
Software Publishers	43,265
Guided Missile and Space Vehicle Manufacturing	43,112
Computer Systems Design Services	42,322
All Other Plastics Product Manufacturing	41,595
Research and Development in the Physical, Engineering, and Life Sciences (except Nanotechnology and Biotechnology)	41,456
All Other Miscellaneous Manufacturing	41,430
All Other Industrial Machinery Manufacturing	41,423
Soft Drink Manufacturing	40,389
Administrative Management and General Management Consulting Services	39,964
Paint and Coating Manufacturing	39,289
Search, Detection, Navigation, Guidance, Aeronautical, and Nautical System and Instrument Manufacturing	39,240
Computing Infrastructure Providers, Data Processing, Web Hosting, and Related Services	38,829
General Medical and Surgical Hospitals	38,703
All Other Miscellaneous Electrical Equipment and Component Manufacturing	38,671
Commercial Printing (except Screen and Books)	38,220
Commercial and Service Industry Machinery Manufacturing	37,973
Petrochemical Manufacturing	36,486
Clothing and Clothing Accessories Retailers	32,705
Other Motor Vehicle Parts Manufacturing	32,268
Research and Development in Biotechnology (except Nanobiotechnology)	30,869
Other Computer Related Services	30,048
Full-Service Restaurants	29,899

Following Industries	Transitions
Wholesale Trade Agents and Brokers	28,252
Aircraft Engine and Engine Parts Manufacturing	27,858
Other Aircraft Parts and Auxiliary Equipment Manufacturing	27,293
Office Administrative Services	26,805
Semiconductor Machinery Manufacturing	26,727
All Other Basic Organic Chemical Manufacturing	26,137
Adhesive Manufacturing	26,067
Elementary and Secondary Schools	25,887
Construction Machinery Manufacturing	25,805
Instruments and Related Products Manufacturing for Measuring, Displaying, and Controlling Industrial Process Variables	25,722
Offices of Physicians (except Mental Health Specialists)	25,544
National Security	25,215
Air-Conditioning and Warm Air Heating Equipment and Commercial and Industrial Refrigeration Equipment Manufacturing	25,140
Farm Machinery and Equipment Manufacturing	24,809
Employment Placement Agencies	24,611
Offices of Real Estate Agents and Brokers	24,594
Medicinal and Botanical Manufacturing	23,790
Offices of Certified Public Accountants	23,583
Plastics Material and Resin Manufacturing	23,240
Limited-Service Restaurants	22,795
All Other General Merchandise Retailers	22,769
Radio and Television Broadcasting and Wireless Communications Equipment Manufacturing	22,462
Medical, Dental, and Hospital Equipment and Supplies Merchant Wholesalers	22,223

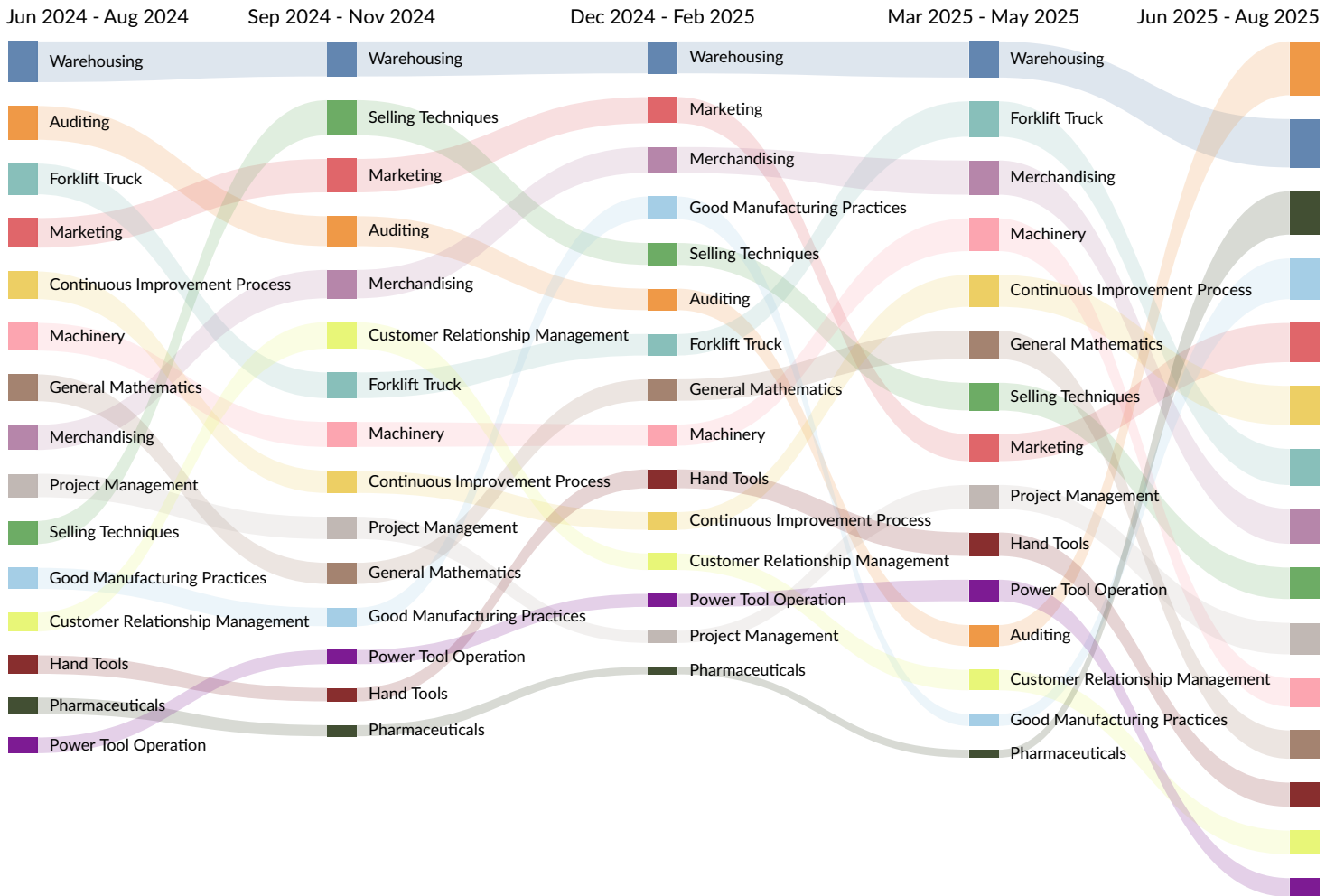
Following Industries	Transitions
Relay and Industrial Control Manufacturing	20,358
Motor and Generator Manufacturing	20,310
Iron and Steel Mills and Ferroalloy Manufacturing	20,307
Toilet Preparation Manufacturing	20,297
Breakfast Cereal Manufacturing	20,007
Motor Vehicle Electrical and Electronic Equipment Manufacturing	19,244
Major Household Appliance Manufacturing	19,239
All Other Miscellaneous Chemical Product and Preparation Manufacturing	19,227
Breweries	19,022
Insurance Agencies and Brokerages	18,514
Temporary Help Services	18,114
Power-Driven Handtool Manufacturing	17,949
Tire Manufacturing (except Retreading)	17,944
Other Engine Equipment Manufacturing	17,875
Web Search Portals and All Other Information Services	17,821
Poultry Processing	17,792
Other Management Consulting Services	17,738
Corrugated and Solid Fiber Box Manufacturing	17,723
Industrial Machinery and Equipment Merchant Wholesalers	17,708
Nonchocolate Confectionery Manufacturing	17,655
Computer Storage Device Manufacturing	17,237
Plumbing, Heating, and Air-Conditioning Contractors	17,007
Electrical Contractors and Other Wiring Installation Contractors	16,864
Wired Telecommunications Carriers	16,600

Following Industries	Transitions
Marketing Consulting Services	16,359
Offices of Lawyers	15,981
Other Electronic Component Manufacturing	15,863
Drugs and Druggists' Sundries Merchant Wholesalers	15,818
Commercial and Institutional Building Construction	15,728
Footwear Manufacturing	15,563
Direct Health and Medical Insurance Carriers	15,428
Supermarkets and Other Grocery (except Convenience) Stores	15,274

What skills are they posting for?

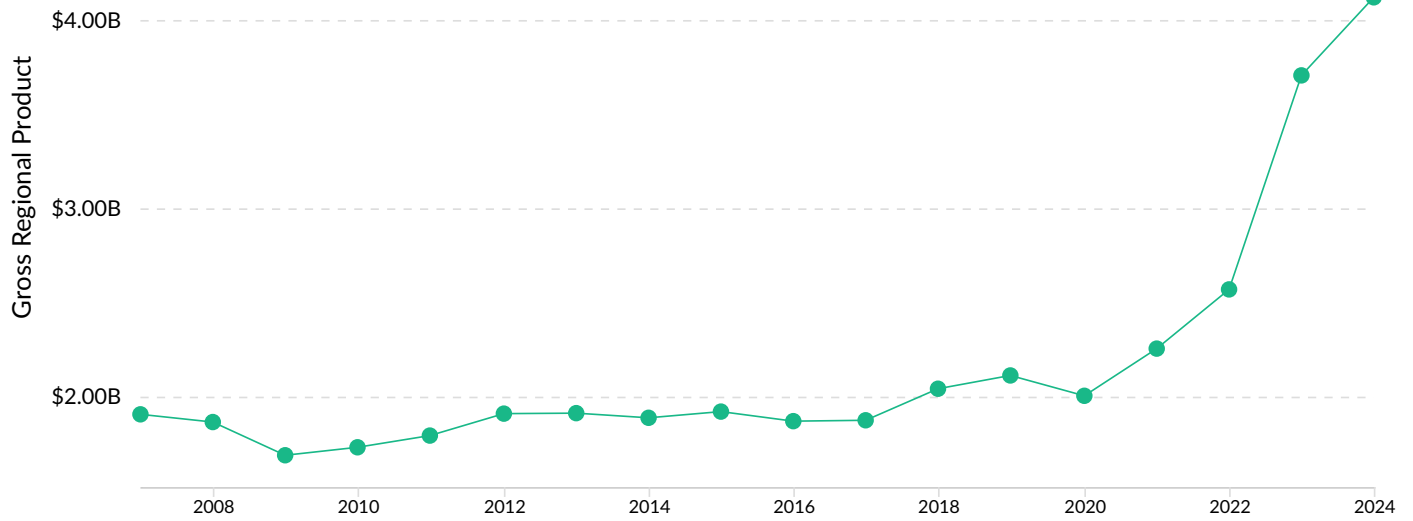
Top 15 Skills for All Job Types Sought by Your Selected Companies by Quarter

Skills help us understand the direction an industry is headed.



Gross Regional Product (GRP)

\$1.6B	\$2.4B	\$186.6M	\$4.1B
Earnings (2024)	Property Income (2024)	Taxes (2024)	Total GRP (2024)



Industry Requirements

Purchases from	In-region Purchases	Imported Purchases	Total Purchases
Crude Petroleum Extraction	\$42,631,494	\$1,103,279,166	\$1,145,910,660
Natural Gas Extraction	\$8,588,291	\$336,424,557	\$345,012,848
Secondary Smelting and Alloying of Aluminum	\$0	\$188,609,680	\$188,609,680
Iron and Steel Mills and Ferroalloy Manufacturing	\$38,910,962	\$133,789,009	\$172,699,971
Corporate, Subsidiary, and Regional Managing Offices	\$87,507,141	\$32,817,057	\$120,324,198