

Finance and Insurance in Spokane County, WA



Washington

Contents

What is Lightcast Data?	1
Report Parameters	2
Workforce Map	3
Executive Summary	4
Supply (Jobs)	5
Demographic Details	7
Demand	9
What skills are they posting for?	19

What is Lightcast Data?

Lightcast data is a hybrid dataset derived from official government sources such as the US Census Bureau, Bureau of Economic Analysis, and Bureau of Labor Statistics. Leveraging the unique strengths of each source, our data modeling team creates an authoritative dataset that captures more than 99% of all workers in the United States. This core offering is then enriched with data from online social profiles, resumés, and job postings to give you a complete view of the workforce.

Lightcast data is frequently cited in major publications such as *The Atlantic*, *Forbes*, *Harvard Business Review*, *The New York Times*, *The Wall Street Journal*, and *USA Today*.

 The Atlantic Forbes Harvard Business Review The New York Times WSJ USA TODAY

Report Parameters

1 Industry

52 Finance and Insurance

1 County

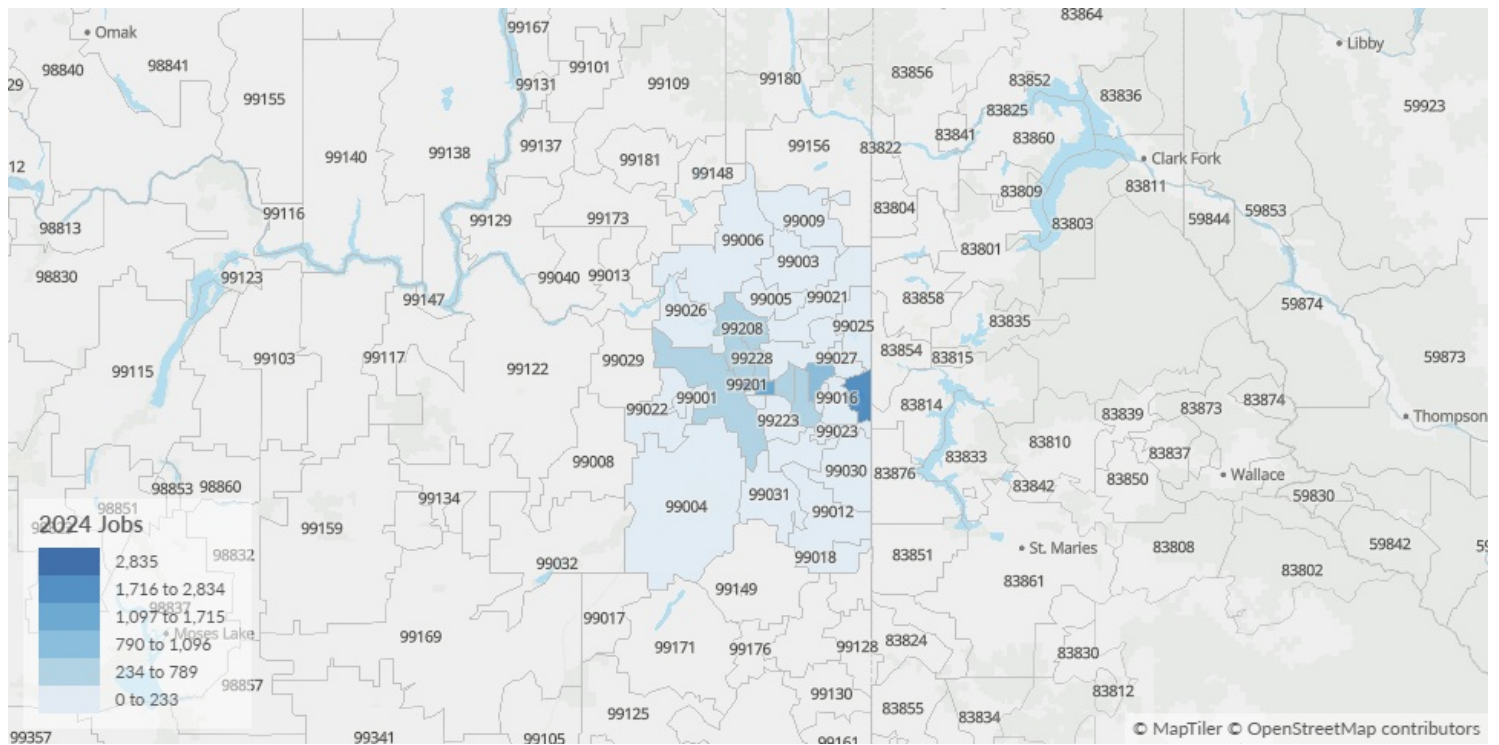
53063 Spokane County, WA

Class of Worker

QCEW Employees and Self-Employed

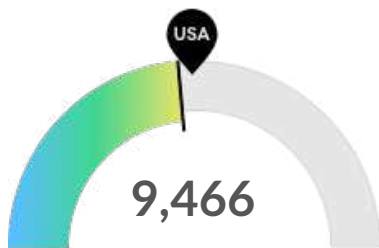
The information in this report pertains to the chosen industry and geographical area.

Workforce Map



Executive Summary

Aggressive Hiring Competition Over an Average Supply of Regional Talent



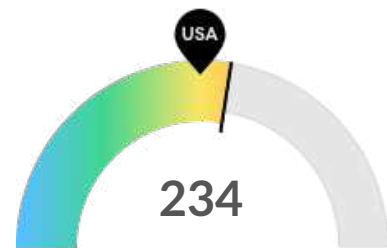
Supply (Jobs)

Spokane County, WA is about average for this kind of talent. The national average for an area this size is 10,279* employees, while there are 9,466 here.



Earnings Per Job

Earnings per job are below the national average. Earnings per jobs is the total industry earnings divided by the number of jobs in the industry.



Demand (Job Postings)

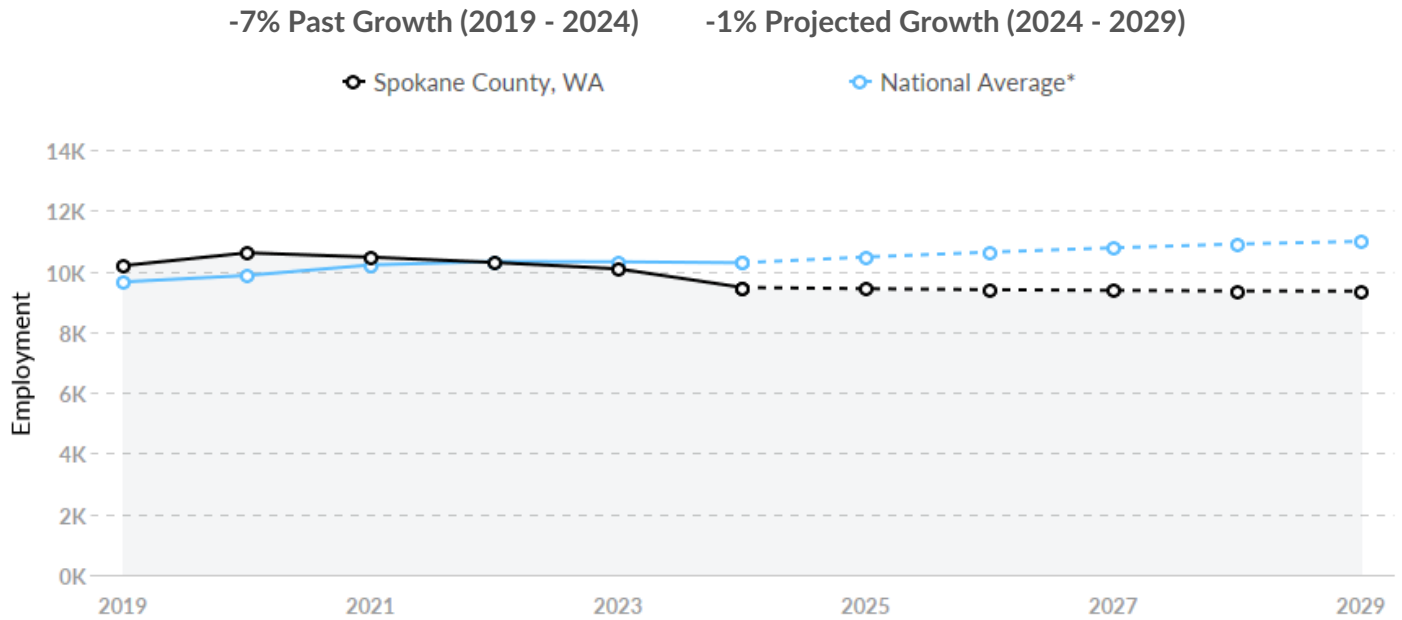
Competition from online job postings is high in Spokane County, WA. The national average for an area this size is 203* job postings/mo, while there are 234 here.

*National average values are derived by taking the national value for Finance and Insurance and scaling it down to account for the difference in overall workforce size between the nation and Spokane County, WA. In other words, the values represent the national average adjusted for region size.

Supply (Jobs)

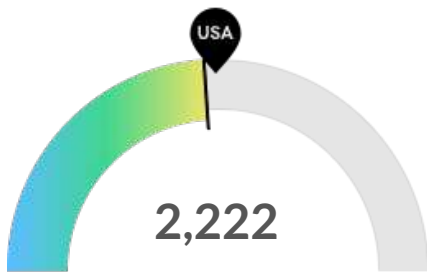
Supply Is About Equal to the National Average

The regional vs. national average employment helps you understand if the supply of Finance and Insurance is a strength or weakness for Spokane County, WA, and how it is changing relative to the nation. An average area of this size would have 10,279* employees, while there are 9,466 here. The gap between expected and actual employment is expected to increase over the next 5 years.



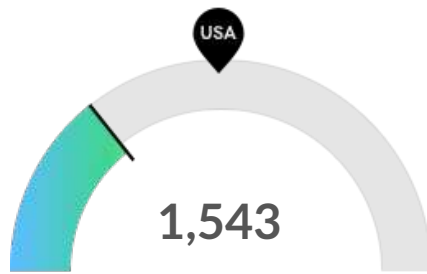
*National average values are derived by taking the national value for Finance and Insurance and scaling it down to account for the difference in overall workforce size between the nation and Spokane County, WA. In other words, the values represent the national average adjusted for region size.

Retirement Risk Is About Average, While Overall Diversity Is Low



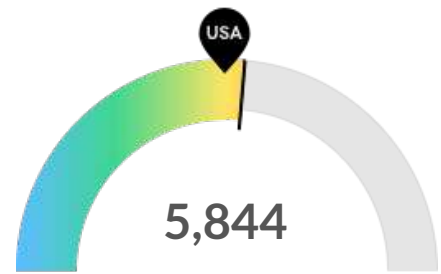
Retiring Soon

Retirement risk is about average in Spokane County, WA. The national average for an area this size is 2,362* employees 55 or older, while there are 2,222 here.



Racial Diversity

Racial diversity is low in Spokane County, WA. The national average for an area this size is 3,170* racially diverse employees, while there are 1,543 here.



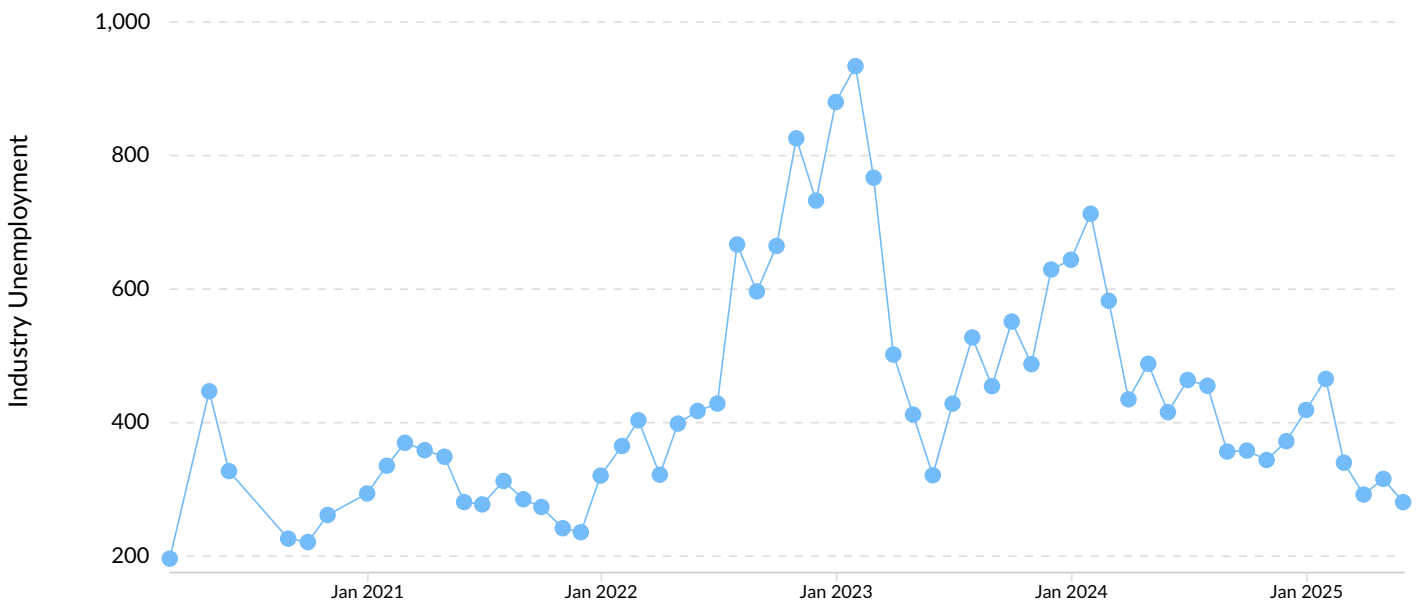
Gender Diversity

Gender diversity is about average in Spokane County, WA. The national average for an area this size is 5,397* female employees, while there are 5,844 here.

*National average values are derived by taking the national value for Finance and Insurance and scaling it down to account for the difference in overall workforce size between the nation and Spokane County, WA. In other words, the values represent the national average adjusted for region size.

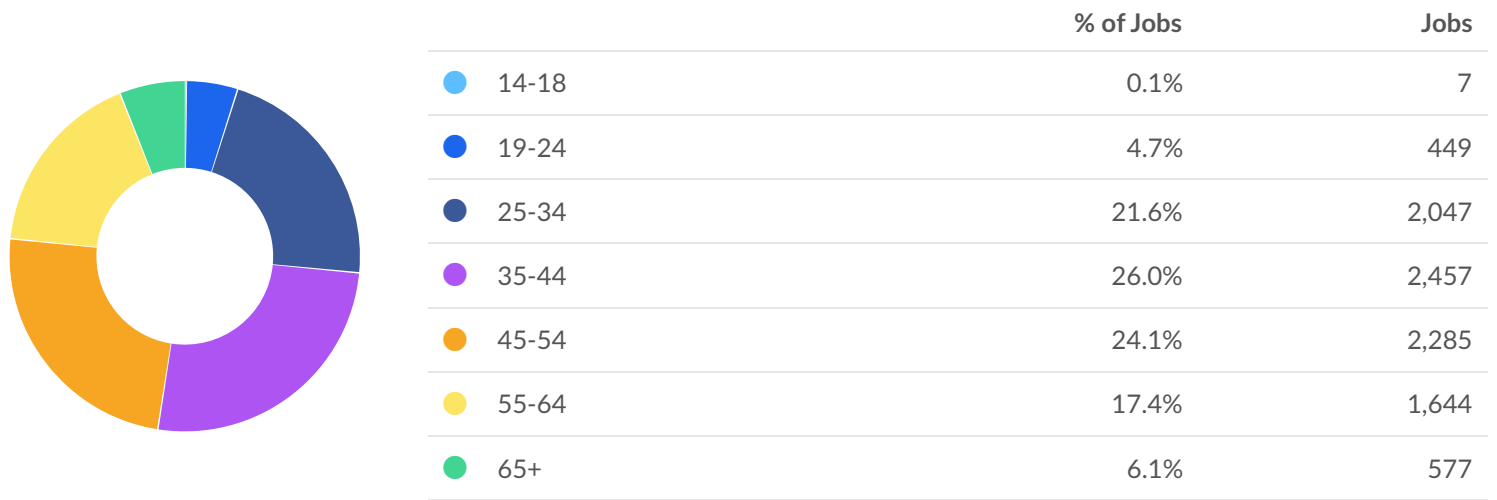
Unemployment Rate Trends

Unemployment shown at the 2-digit sector level.

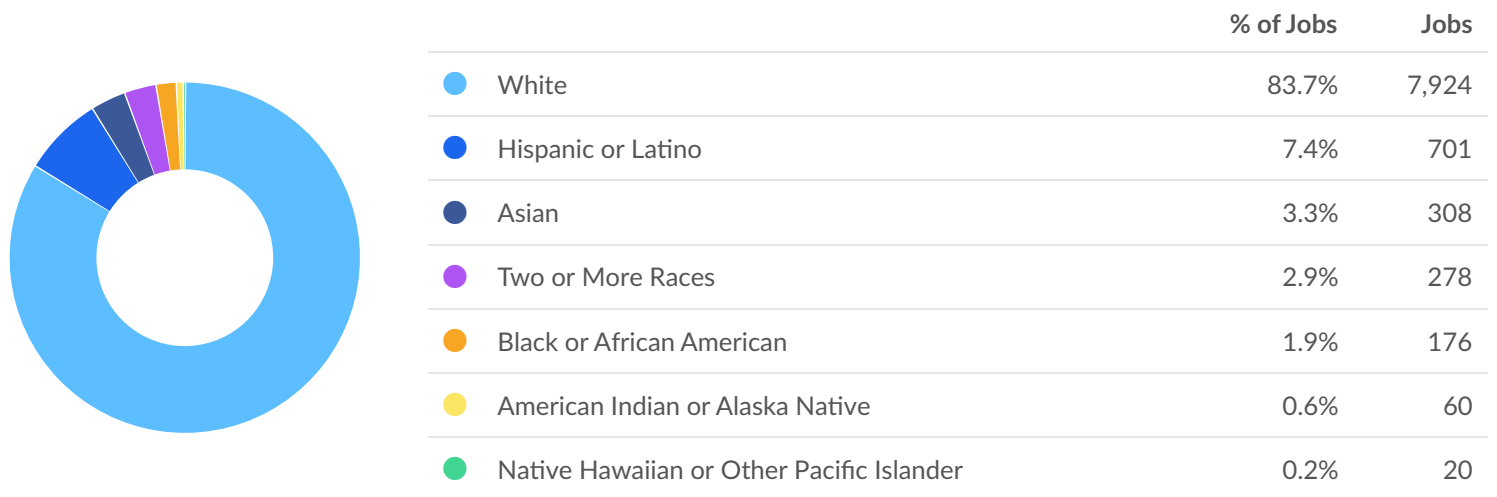


Demographic Details

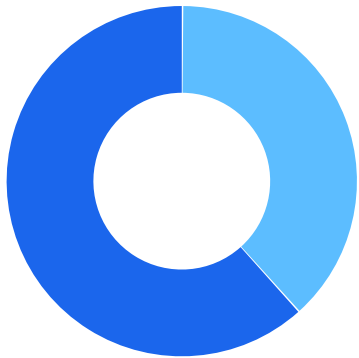
Industry Age Breakdown



Industry Race/Ethnicity Breakdown

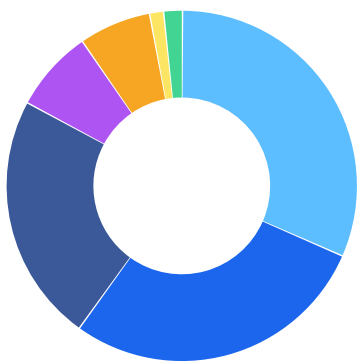


Industry Gender Breakdown



	% of Jobs	Jobs
● Males	38.3%	3,623
● Females	61.7%	5,844

Most Jobs are Found in the Office and Administrative Support Occupations Industry Sector



Occupation	% of Industry in Occupation (2024)
● Office and Administrative Support Occupations	31.5%
● Business and Financial Operations Occupations	28.4%
● Sales and Related Occupations	22.9%
● Management Occupations	7.5%
● Computer and Mathematical Occupations	6.6%
● Healthcare Practitioners and Technical Occupations	1.3%
● Other	1.7%

Demand



209 Employers Competing

All employers in the region who posted for this job over the last 12 months.



2,805 Unique Job Postings

The number of unique postings for this job over the last 12 months.



25 Day Median Duration

Posting duration is the same as what's typical in the region.

Top Companies	Unique Postings
Umpqua Bank	209
Cambia	206
Optum	118
Washington Trust Bank	107
Headway	106

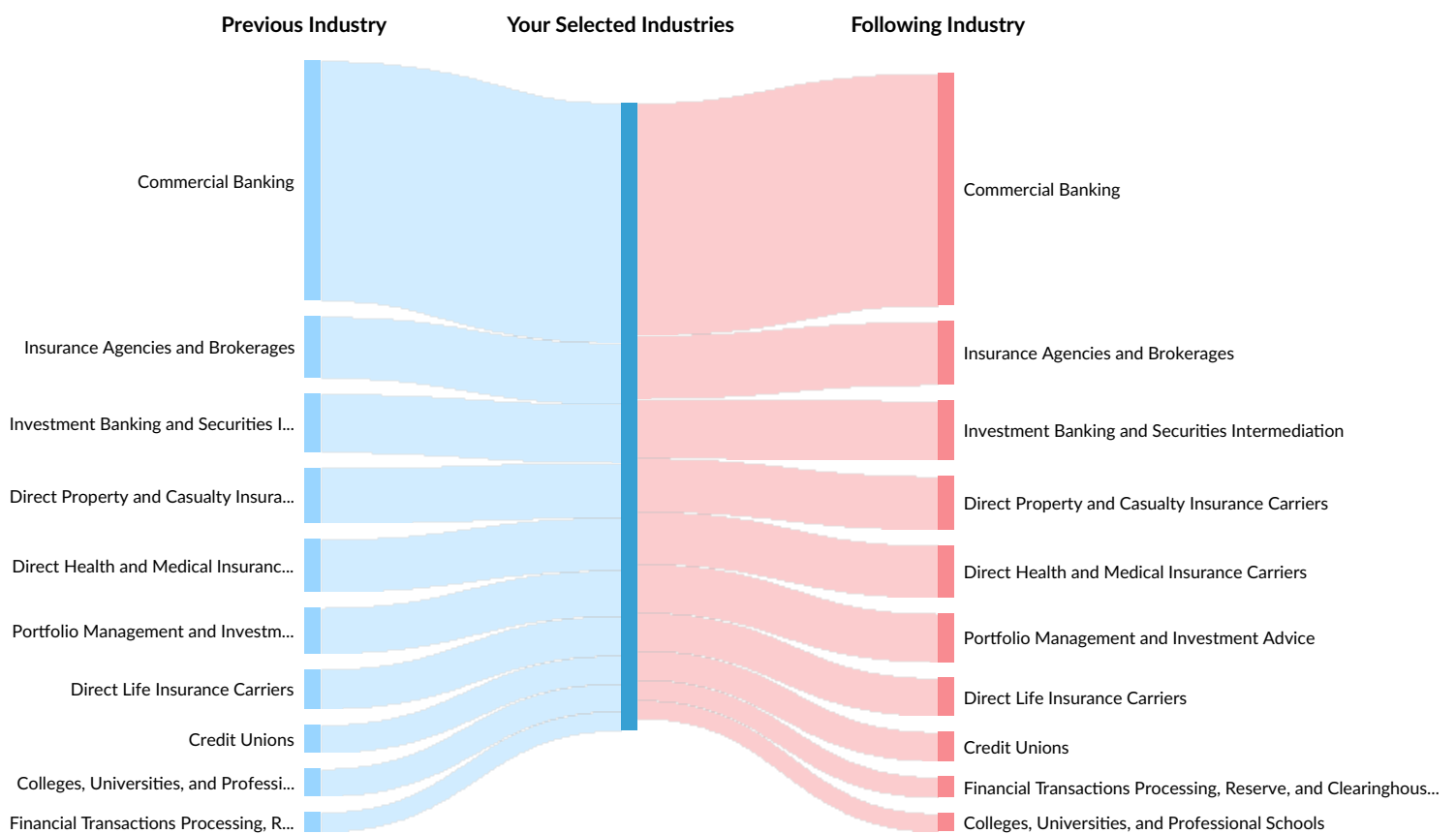
Top Job Titles	Unique Postings
Tellers	39
Nurse Practitioners/Physician A...	37
Nurse Practitioners	36
Consumer Loan Specialists	26
Branch Managers	24

Industry Gain and Drain

The table below analyzes the profiles of current and past people in your selected industries. The left column shows job transitions from other industries to your selected industries. The right column shows job transitions from your selected industries to other industries.

Please note, results are only available at the national level and the 6-digit NAICS level. Also your selection has been limited to 100 industries.

The following represents the job transitions of employees in your selected industries in the United States:



Previous Industries	Transitions
Commercial Banking	1,260,625
Insurance Agencies and Brokerages	321,795
Investment Banking and Securities Intermediation	306,926
Direct Property and Casualty Insurance Carriers	290,030

Previous Industries	Transitions
Direct Health and Medical Insurance Carriers	275,888
Portfolio Management and Investment Advice	239,969
Direct Life Insurance Carriers	207,878
Credit Unions	147,134
Colleges, Universities, and Professional Schools	144,781
Financial Transactions Processing, Reserve, and Clearinghouse Activities	102,480
Custom Computer Programming Services	101,656
Real Estate Credit	91,861
Miscellaneous Financial Investment Activities	74,705
Mortgage and Nonmortgage Loan Brokers	71,819
Credit Card Issuing	52,935
General Medical and Surgical Hospitals	47,403
Administrative Management and General Management Consulting Services	47,142
International, Secondary Market, and All Other Nondepository Credit Intermediation	46,659
Offices of Certified Public Accountants	44,030
Computer Systems Design Services	42,872
All Other Insurance Related Activities	40,448
Offices of Real Estate Agents and Brokers	39,571
All Other Professional, Scientific, and Technical Services	39,120
Consumer Lending	39,115
Full-Service Restaurants	33,676
Offices of Lawyers	33,096
Offices of Physicians (except Mental Health Specialists)	32,696
Savings Institutions and Other Depository Credit Intermediation	32,614

Previous Industries	Transitions
Clothing and Clothing Accessories Retailers	31,692
Wired Telecommunications Carriers	31,625
Software Publishers	29,485
Limited-Service Restaurants	27,981
Employment Placement Agencies	27,726
All Other General Merchandise Retailers	27,391
Computing Infrastructure Providers, Data Processing, Web Hosting, and Related Services	26,839
Elementary and Secondary Schools	26,478
Other Direct Insurance (except Life, Health, and Medical) Carriers	25,664
Motorcycle, ATV, and All Other Motor Vehicle Dealers	23,145
Other Computer Related Services	21,661
Supermarkets and Other Grocery (except Convenience) Stores	21,657
National Security	21,374
Miscellaneous Intermediation	21,007
Claims Adjusting	20,811
Monetary Authorities-Central Bank	20,546
Temporary Help Services	19,709
Hotels (except Casino Hotels) and Motels	19,491
Other Activities Related to Credit Intermediation	19,460
Pharmacies and Drug Retailers	18,725
Sales Financing	18,692
Other Management Consulting Services	18,161
Other Financial Vehicles	16,093
Engineering Services	14,797
Pharmaceutical Preparation Manufacturing	13,874

Previous Industries	Transitions
Other General Government Support	13,783
Other Activities Related to Real Estate	13,771
Automobile and Light Duty Motor Vehicle Manufacturing	13,092
Gasoline Stations with Convenience Stores	12,876
All Other Personal Services	12,803
Marketing Consulting Services	12,583
All Other Miscellaneous Ambulatory Health Care Services	12,182
Department Stores	11,837
Home Health Care Services	11,815
Office Administrative Services	11,574
Electronics and Appliance Retailers	11,548
Securities and Commodity Exchanges	11,483
Electronic Computer Manufacturing	11,340
Pharmacy Benefit Management and Other Third Party Administration of Insurance and Pension Funds	10,931
Other Accounting Services	10,928
Home Centers	10,524
Offices of Other Holding Companies	10,488
Fitness and Recreational Sports Centers	10,441
Wireless Telecommunications Carriers (except Satellite)	10,423
Aircraft Manufacturing	10,112
Couriers and Express Delivery Services	9,953
Web Search Portals and All Other Information Services	9,555
Advertising Agencies	9,508
Direct Title Insurance Carriers	8,842
All Other Support Services	8,586

Previous Industries	Transitions
Scheduled Passenger Air Transportation	8,560
Payroll Services	8,337
Nonresidential Property Managers	8,281
All Other Business Support Services	8,224
Educational Support Services	8,151
Offices of All Other Miscellaneous Health Practitioners	8,096
Lessors of Residential Buildings and Dwellings	8,085
Junior Colleges	8,036
Other Scientific and Technical Consulting Services	8,009
All Other Miscellaneous Retailers	7,854
New Car Dealers	7,736
Wholesale Trade Agents and Brokers	7,716
Electrical Contractors and Other Wiring Installation Contractors	7,569
Telemarketing Bureaus and Other Contact Centers	7,485
Other Individual and Family Services	7,413
Lessors of Nonresidential Buildings (except Miniwarehouses)	7,338
Motion Picture and Video Production	7,319
Religious Organizations	7,255
Nursing Care Facilities (Skilled Nursing Facilities)	7,140
Commercial and Institutional Building Construction	7,028
Electronic and Precision Equipment Repair and Maintenance	6,911
Golf Courses and Country Clubs	6,889
Following Industries	Transitions
Commercial Banking	1,221,253
Insurance Agencies and Brokerages	332,511

Following Industries	Transitions
Investment Banking and Securities Intermediation	313,083
Direct Property and Casualty Insurance Carriers	280,146
Direct Health and Medical Insurance Carriers	274,550
Portfolio Management and Investment Advice	255,174
Direct Life Insurance Carriers	199,858
Credit Unions	153,261
Financial Transactions Processing, Reserve, and Clearinghouse Activities	107,507
Colleges, Universities, and Professional Schools	95,981
Real Estate Credit	90,286
Custom Computer Programming Services	81,901
Miscellaneous Financial Investment Activities	80,215
Mortgage and Nonmortgage Loan Brokers	77,614
Credit Card Issuing	52,349
International, Secondary Market, and All Other Nondepository Credit Intermediation	48,538
Administrative Management and General Management Consulting Services	47,332
Offices of Real Estate Agents and Brokers	42,759
All Other Insurance Related Activities	41,134
General Medical and Surgical Hospitals	39,620
All Other Professional, Scientific, and Technical Services	37,189
Consumer Lending	36,708
Offices of Certified Public Accountants	35,762
Savings Institutions and Other Depository Credit Intermediation	32,292
Software Publishers	32,012

Following Industries	Transitions
Computing Infrastructure Providers, Data Processing, Web Hosting, and Related Services	29,727
Computer Systems Design Services	29,294
Motorcycle, ATV, and All Other Motor Vehicle Dealers	26,949
Other Direct Insurance (except Life, Health, and Medical) Carriers	26,240
Offices of Lawyers	26,074
Offices of Physicians (except Mental Health Specialists)	25,706
Elementary and Secondary Schools	23,311
Miscellaneous Intermediation	21,922
Claims Adjusting	21,783
Employment Placement Agencies	21,068
Wired Telecommunications Carriers	21,015
Monetary Authorities-Central Bank	20,521
Other Computer Related Services	20,446
Other Activities Related to Credit Intermediation	19,510
Sales Financing	19,201
Full-Service Restaurants	18,597
Other Management Consulting Services	18,208
Other Financial Vehicles	16,883
Clothing and Clothing Accessories Retailers	15,541
Temporary Help Services	15,324
Engineering Services	15,050
Pharmacies and Drug Retailers	14,692
All Other General Merchandise Retailers	14,518
Other Activities Related to Real Estate	14,019
Other General Government Support	13,941

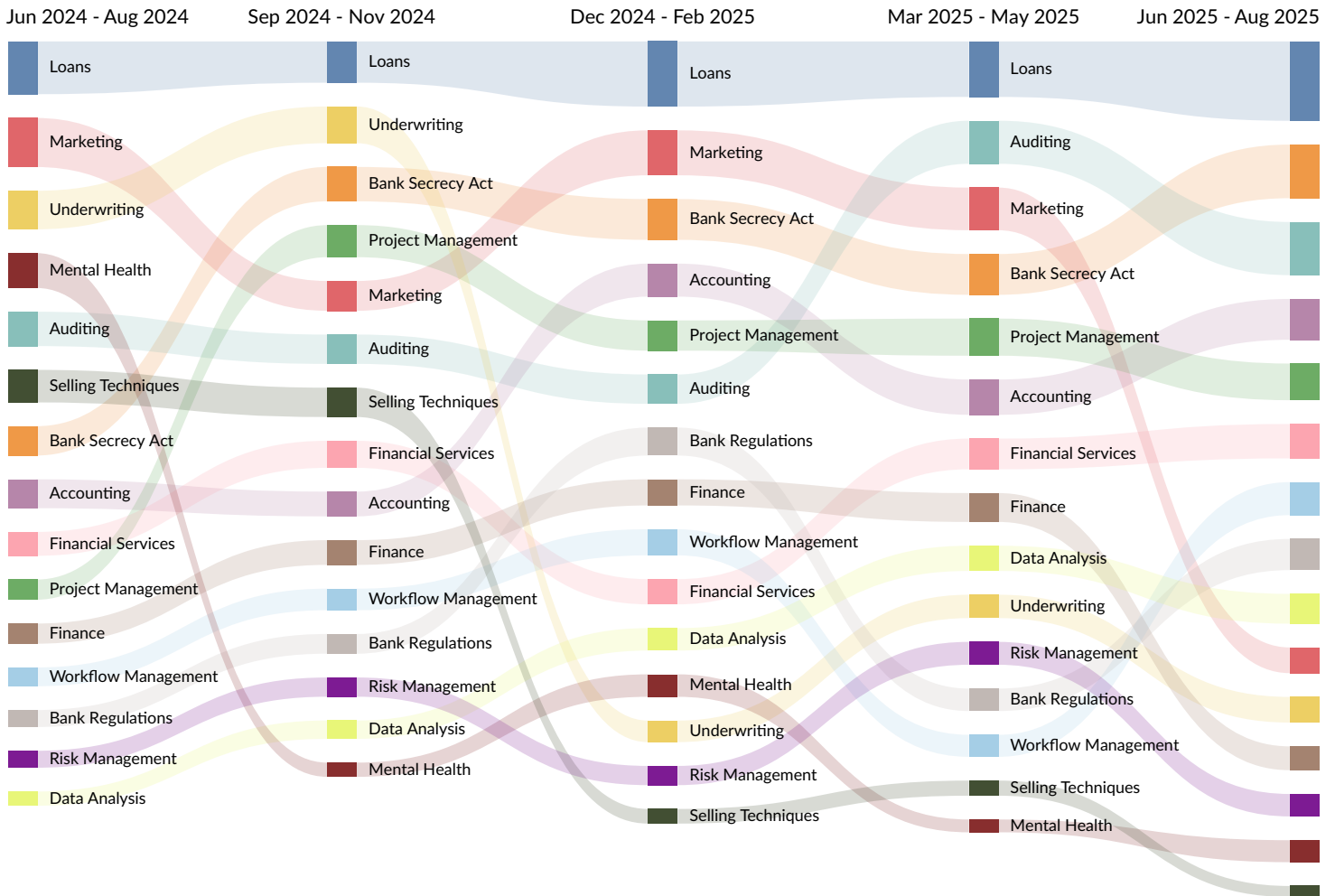
Following Industries	Transitions
Limited-Service Restaurants	13,133
Pharmaceutical Preparation Manufacturing	12,942
All Other Personal Services	12,157
Securities and Commodity Exchanges	12,081
Other Accounting Services	11,844
Hotels (except Casino Hotels) and Motels	11,363
Home Health Care Services	11,173
All Other Miscellaneous Ambulatory Health Care Services	11,155
Marketing Consulting Services	11,138
Automobile and Light Duty Motor Vehicle Manufacturing	11,087
Office Administrative Services	11,024
Pharmacy Benefit Management and Other Third Party Administration of Insurance and Pension Funds	11,014
Offices of Other Holding Companies	10,905
All Other Support Services	10,169
Web Search Portals and All Other Information Services	9,996
Supermarkets and Other Grocery (except Convenience) Stores	9,889
National Security	9,873
Payroll Services	9,519
Fitness and Recreational Sports Centers	9,403
All Other Business Support Services	9,274
Direct Title Insurance Carriers	9,248
Aircraft Manufacturing	9,201
Lessors of Residential Buildings and Dwellings	9,121
Gasoline Stations with Convenience Stores	9,119
Electronic Computer Manufacturing	9,072

Following Industries	Transitions
Scheduled Passenger Air Transportation	7,981
Nonresidential Property Managers	7,950
Electrical Contractors and Other Wiring Installation Contractors	7,904
Advertising Agencies	7,846
Lessors of Nonresidential Buildings (except Miniwarehouses)	7,736
Commercial and Institutional Building Construction	7,217
Residential Property Managers	7,182
Motion Picture and Video Production	7,179
Wholesale Trade Agents and Brokers	7,128
All Other Miscellaneous Retailers	7,045
Other Scientific and Technical Consulting Services	6,908
Junior Colleges	6,856
Other Individual and Family Services	6,667
Offices of All Other Miscellaneous Health Practitioners	6,619
Electric Power Distribution	6,589
Couriers and Express Delivery Services	6,549
Electronics and Appliance Retailers	6,166
Religious Organizations	6,108
Educational Support Services	6,089
Research and Development in the Physical, Engineering, and Life Sciences (except Nanotechnology and Biotechnology)	5,993
Plumbing, Heating, and Air-Conditioning Contractors	5,875
Marketing Research and Public Opinion Polling	5,803
Home Centers	5,775
Television Broadcasting Stations	5,742
Nursing Care Facilities (Skilled Nursing Facilities)	5,410

What skills are they posting for?

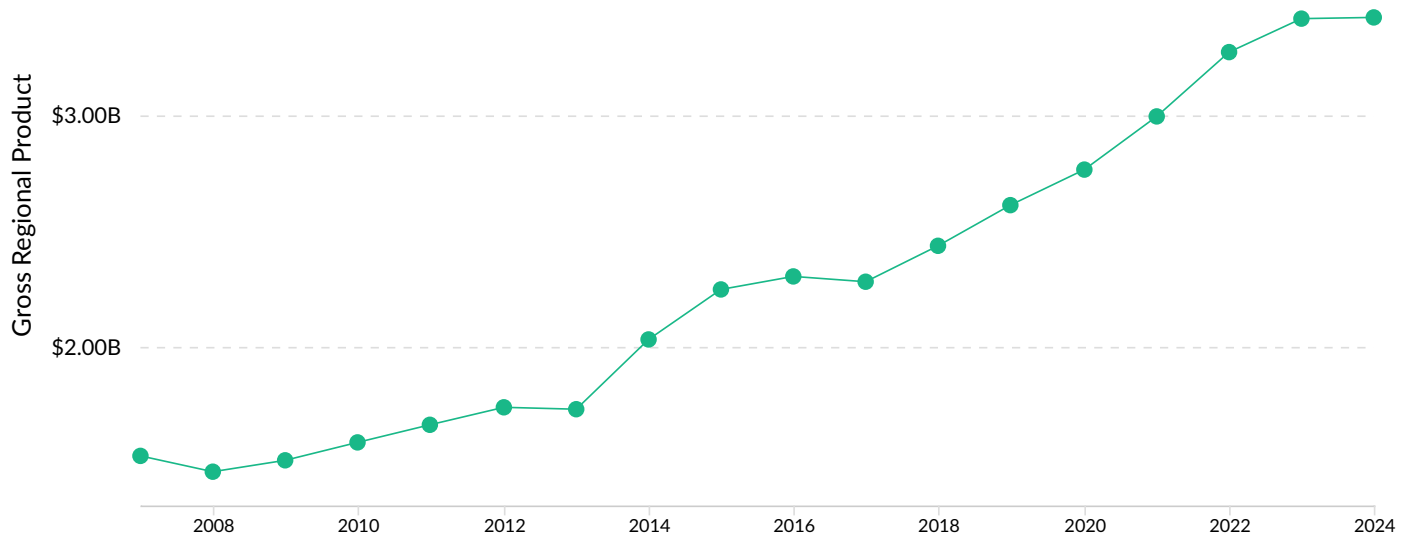
Top 15 Skills for All Job Types Sought by Your Selected Companies by Quarter

Skills help us understand the direction an industry is headed.



Gross Regional Product (GRP)

\$1.9B	\$1.3B	\$187.7M	\$3.4B
Earnings (2024)	Property Income (2024)	Taxes (2024)	Total GRP (2024)



Industry Requirements

Purchases from	In-region Purchases	Imported Purchases	Total Purchases
Insurance Agencies and Brokerages	\$610,852,544	\$647,269	\$611,499,814
Portfolio Management and Investment Advice	\$131,646,152	\$48,009,263	\$179,655,415
Commercial Banking	\$83,552,664	\$28,958,763	\$112,511,427
Pharmacy Benefit Management and Other Third Party Administration of Insurance and Pension Funds	\$25,824,724	\$69,130,820	\$94,955,545
Investment Banking and Securities Intermediation	\$30,875,194	\$37,976,470	\$68,851,664